



GOVERNMENT FINANCE OFFICERS ASSOCIATION

*Distinguished
Budget Presentation
Award*

PRESENTED TO

**City of Alexandria
Louisiana**

For the Fiscal Year Beginning

May 01, 2022

Christopher P. Morill

Executive Director

2023-2024 CAPITAL IMPROVEMENT BUDGET

*****This Page Intentionally Left Blank*****

***CITY OF ALEXANDRIA
ELECTED OFFICIALS
2023-2024***

EXECUTIVE

Jacques M. Roy

Mayor

LEGISLATIVE

Reddex Washington

Gary Johnson

Cynthia Perry

Lizzie Felter

Chuck Fowler

Jim Villard

Lee Rubin

District One

District Two

District Three

District Four

District Five

At-Large

At-Large

JUDICIAL

Richard Starling, Jr.

Jerome Hopewell

City Judge

City Marshal

***CITY OF ALEXANDRIA
EXECUTIVE OFFICERS
2023 - 2024***

Kay Michiels	Chief of Staff
Chad Gremillion	Police Chief (Interim)
Sam Allen	Fire Chief
Lisa Harris	Director of Human Resources
Jonathan Goins	City Attorney
David Johnson	Director of Finance
Richard Johnson	Director of Planning
Patrick VanDyke	Commissioner of Public Safety
Tonya Corley	Director of Community Services
Mike Marcotte	Director of Utilities
David Gill	Director of Public Works

2023-2024/2027-2028 CAPITAL IMPROVEMENTS BUDGET

TABLE OF CONTENTS

	<u>PAGE</u>
Table of Contents	5
Glossary	15
 <u>A. BUDGET SUMMARIES</u>	
Combined Summary/Sources of Funding	17
 <u>B. GENERAL CAPITAL PROJECTS</u>	
Summary of General Capital Projects	19
 <u>C. PUBLIC ENTERPRISE</u>	
Source of Funding	22
Reserve for Relocation Projects	24
City Hall Renovation	25
Information Upgrades	26
Building Improvements	27
Roof Replacement	28
Brownsfields Grant	29
Red River Imp Venture	30
Port of Alexandria Rail Spur Imp	31
Energy Renovations	32
Riverfront Improvements	33
Security Improvements	34
Public Safety Datacenter Renovation	35
Riverfront Center Waterproofing/Roofing	36
Transfer Station/Landfill	37
City Compound Eaves & Soffit Repair	38
Adoption Center Animal Shelter	39
Nehemiah Incubator	40
Elevator Modifications	41
Alexandria Healthcare Initiative LSUA	42

2023-2024/2027-2028 CAPITAL IMPROVEMENTS BUDGET

TABLE OF CONTENTS

	<u>PAGE</u>
 <u>D. DRAINAGE</u>	
Source of Funding	44
Acquisition-ROW/Servitudes	46
Residential Ditch Closure	47
Pump Station Repairs	48
Martin Park/Airview Terrace St & Drng	49
Citywide Drainage Improvements	50
Hwy 28 West Drainage Canal	51
Martin Park Outfall Improvements	52
Willow Glen Drainage	53
Horseshoe Canal Hardening	54
Chatlain Overflow Structure	55
Fairground/Machine Shop Flood Control	56
 <u>E. STREETS</u>	
Source of Funding	58
Street, Drainage, Sidewalk Repairs	60
Sugarhouse Road - Phase 1	61
Jackson St at Horseshoe Drive	62
Aerial Photography	63
North Mall-North to Sterkx	64
Land Acquisitions	65
Traffic Signals Renovations	66
Masonic Corridor Ph 2	67
Directional Signage & Striping	68
Industrial Park Road Reconstruction	69
N. 16th Street Bridge Replacement	70
England Drive Sidewalks	71
Third Street/Rapides Ave Reconstruction	72
Street Surface Assessment	73
Elliott Street Reconstruction	74
MPO Asphaltic Street Rehab	75
Foisy Street Reconstruction	76
Alexandria Bike/Pedestrian Plan	77
Bryn Mawr Bridge Replacement	78
Heyman Lane Bridge	79
Versailles Boulevard Roundabouts	80
Tulane Bridge Replacement	81

2023-2024/2027-2028 CAPITAL IMPROVEMENTS BUDGET

TABLE OF CONTENTS

	<u>PAGE</u>
<u>E. STREETS - Continued</u>	
6th Street Reconstruction	82
Olcutt Street Reconstruction	83
<u>F. PUBLIC SAFETY - POLICE</u>	
Source of Funding	86
Pistol Range Improvements	88
Public Public Safety Training Impr	89
SWAT Building Improvements	90
<u>G. PUBLIC SAFETY - FIRE</u>	
Source of Funding	92
Pumper Truck #30	94
<u>H. PARKS & RECREATION</u>	
Source of Funding	96
Recreational Park Improvements	98
Civil Rights Monument	99
Links on the Bayou Improvements	100
Tennis Court Additions	101
Reconstruct Johnny Downs Complex	102
Recreation Office @ Johnny Downs	103
Park Playground Equipment	104
<u>I. ZOOLOGICAL PARK</u>	
Source of Funding	106
AV System	108
Zoo Improvements	109
Tiger Building Replacement	110
Zoo Master Plan/Feasability Study	111
<u>J. COMMUNITY DEVELOPMENT</u>	
Source of Funding	114
<u>K. ENTERPRISE CAPITAL PROJECTS</u>	
Summary of Enterprise Capital Projects	118

2023-2024/2027-2028 CAPITAL IMPROVEMENTS BUDGET

TABLE OF CONTENTS

	<u>PAGE</u>
<u>L. ELECTRIC</u>	
Source of Funding	120
Circuit Reconductoring	122
Replace Distribution Breakers	123
138 KV Pole Change Out	124
Electric Utility Relocation	125
Substation Maintenance	126
Distribution Feeder Maintenance	127
138 KV Pilot Wire Replacement	128
138 KV Transmission Upgrade	129
Bayou Cove #1 Comb Inspection	130
Bayou Cove #1 Capital Imp	131
MacArthur Drive Lighting Replacement	132
Demolition DG Hunter 1-4	133
Prescott 2400V Conversion	134
Downtown-Willow Glen 138 KV Rebuild	135
DG Hunter #5-11 Major Maintenance	136
TB3 to TB4 15kV Tieline	137
Roof Improvements/Replacements	138
Step Up Transformer Switch Scheme	139
BYC 1 Hot Gas Path	140
Replace Feeder Cables-Plant, Twin Bridges	141
Replace Bayou Rapides Switchgear	142
Electric SCADA	143
DG Hunter Automation	144
Power Plant GSU Switch Upgrade	145
Paint Substation Transformers/Switchgear	146
Replace Prescott Switchgear #1	147
Replace Prescott Transformer #2	148
Willow Glen Breaker & Switch Rep	149
Twin Bridges Breaker & Switch Rep	150

2023-2024/2027-2028 CAPITAL IMPROVEMENTS BUDGET

TABLE OF CONTENTS

	<u>PAGE</u>
<u>M. WATER</u>	
Source of Funding	152
Waterline Replacement & Rehab	154
Water Well Reclamation	155
Drill New Water Wells	156
McNutt Field Water Feeder Line	157
Fire Hydrant Thread Standardization	158
Martha Lane/Paris St Water	159
Adams Station Equipment Storage	160
Water Production Stand By Generation	161
Water Storage Security Cameras	162
Ground Storage Tower & Roof	163
Adams Tank Repair & Paint	164
Kisatchie Ground Storage Aeration	165
Kisatchie By Pass Phase I	166
LSL Inventory Project	167
Hwy 1 South Ground Storage Tank	168
Sterkx Road Materials Storage Cover	169
12" Main Bennett to Tulane	170
Industrial Park Tank Repair & Paint	171
Hamilton Tank Painting	172
24" Main Annadale Road	173
12" Main England Dr to Highway 1	174
Highway 1 South Wellfield Ph 1	175
Highway 1 South Wellfield Ph 2	176
Adams Pump Station Line Renovation	177
2 Way Radio Water	178
Russell/Rogers/Gay Rd Water Rep	179

2023-2024/2027-2028 CAPITAL IMPROVEMENTS BUDGET

TABLE OF CONTENTS

	<u>PAGE</u>
<u>N. GAS</u>	
Source of Funding	182
Gas SCADA Upgrade	184
Lower 3rd/W Sandy Bayou Gas	185
Wells Boulevard Gas Rep	186
MAOP Reverification	187
Odorization Station City Gate 1 & 4	188
Olde Town @ Red River Gas Ext	189
Jackson Street Gas Replacement	190
Fairfield West Subdivison Gas	191
Bayou Fields Subdivison	192
Traditions on the Bayou Subdivision	193
Regulator/Meter Station Refurb	194
Wellington/Charleston 2" Gas Main Installation	195
Gas Regulator Station Implementation	196
Rue Notre Dame & Rue Maria Gas Extension	197
Stracener/South Street Gas	198
Grundy Cooper Gas Replacement	199
Alexandria West Side Gas Feed	200
Zone 15 Gas Replacement	201
Bayou Rapides Rd Gas Extension	202
Jefferson Heights Gas Relocation	203
Lee Street Ext/Kees Ave Gas	204
 <u>O. WASTEWATER</u>	
Source of Funding	206
Sewer Line Rehab & Replacement	208
Lift Station Upgrades	209
Wastewater Main Rep - Legacy System	210
Dechlorination Facility Improvements	211
Marye Street Sewer	212
Aerator Mooring @ Plant	213
Treatment Plant Roadway Lighting	214
SCADA Tower Replacement	215
SCADA System Additions/Upgrades	216
Wastewater Admin Refurb/Additions	217
WWTP Primary Cell 1 - Sludge Removal	218
Windemere Lift Station Gravity Sewer	219
Engine Replacement-Jones St Lift Station	220

2023-2024/2027-2028 CAPITAL IMPROVEMENTS BUDGET

TABLE OF CONTENTS

	<u>PAGE</u>
<u>O. WASTEWATER - Continued</u>	
Martin Park Flood Control Stand By	221
Highway 28 W Sewer Improvements	222
Main Lift Stations Renovation	223
W Sandy Bayou Flood Control Stand By	224
Downtown Sewer Line Rehab	225
West Alexandria Treatment Plant	226
Treatment Plant Drainage	227
Calvert Street Lift Station	228
Wastewater Equipment Storage Cover	229
<u>P. OTHER</u>	
Source of Funding	232
Telephone Network Upgrade	234
GIS System/GPS Equipment	235
Council Chambers Broadcast Upgrade	236
Customer Service HVAC System	237
<u>Q. MUNICIPAL TRANSIT</u>	
Source of Funding	240
ADA Vans	242
Misc Shop Equipment	243
Buses	244
<u>R. FIVE YEAR PLAN</u>	



April 30, 2023

Honorable Mayor and
Members of the Alexandria City Council

I am pleased to present the City of Alexandria's Annual Capital Budget and Five Year Plan for the fiscal years 2023/2024 through 2027/2028. Each capital project includes source(s) of funding; prior, current and future expenditures; and scheduling and expenditure breakdowns. The plan, as presented, balances each year's estimated revenue sources with a current or future project's estimated funding requirements.

The City's Home Rule Charter requires the Mayor to submit to the Alexandria City Council a Capital Improvements Program covering a minimum of 5 years. The plan is required to be submitted at the same time as the annual operating budget for the upcoming fiscal year. An appropriation approved by the Council continues in force until the purpose for which it was created is fulfilled or abandoned. The Charter states that any appropriation shall be deemed abandoned if 3 years pass without any disbursement from or encumbrance of the appropriation.

A Five Year Capital Improvements Program requires long term planning. It also requires a constant monitoring of current trends in order to make necessary adjustments to current and future projects proposed in the plan, particularly in times of uncertainty like the present one. The environment in which the City exists is highly fluid, requiring constant reassessing of the prioritization of projects under contemplation. The Administration and Council of the City of Alexandria remain engaged in this process for the benefit of its citizenry.

Jacques M. Roy
Mayor



012

David L. Johnson
Director of Finance
Post Office Box 71
Alexandria, LA 71309-0071
Tel (318) 449-5034 · Fax (318) 449-5231
email: david.johnson@cityofalex.com

General Capital Projects

The following is a breakdown of the General Capital Projects by Category:

Category	No. of Projects	Total
Public Enterprise	10	6,275,000
Drainage	2	1,875,000
Streets	7	5,300,000
Police	-0-	-0-
Fire	-0-	-0-
Parks	1	400,000
Zoo	<u>-0-</u>	<u>-0-</u>
Total	<u>20</u>	<u>\$ 13,850,000</u>

The General Capital Projects are funded by Sales Tax Revenues, Property Tax Revenues, State and Federal Funds and Other Revenues. A five year 11.25 millage property tax dedicated to general capital projects has been approved by the voters in 1988, 1998, 2003, and 2008. This property tax renewed in 2018 for ten years. One-half of the 1976 Sales Tax is dedicated to payment of principal and interest on the sales tax bonds and capital improvements.

Projects involving economic development, construction of new facilities, renovation of existing public facilities and feasibility or master plan studies are budgeted under the Public Enterprise category. The City currently has budgeted 17 projects in this category. The 2023-2024 Budget will add 2 projects and adjust funding for 9 of these projects. A major project added to this category is a \$3 million cost share with Louisiana State University – Alexandria to expand its medical instruction facilities in downtown Alexandria.

Other projects receiving additional funding this year will include Elliott Street Reconstruction, Foisy Street Reconstruction, Chatlain Overflow Structure to alleviate flooding and Residential Ditch Closure.

The Reserve for Relocation Project, operates as “holding” account for the other projects. The Reserve for Relocation Projects is used to “hold” Utility Funds transferred to the General Capital Projects fund for use with street or drainage projects. The reconstruction of streets or drainage systems often requires the movement or relocation of utility systems. A minimum appropriation of \$100,000 per year is typically made by the Utility Funds to the General Capital Projects Fund.

Budget Amendments will be used to transfer the Utility Fund into special account numbers within a related project. If Utility Funds remain in a completed project, these funds are transferred back to the Reserve for Relocation Projects “holding” account.

Enterprise Capital Projects

The following is a breakdown of the Enterprise Capital Projects by Category:

Category	No. of Projects	Total
Electric	8	2,102,000
Water	7	7,902,000
Gas	10	971,000
Wastewater	3	1,240,000
Other	<u>1</u>	<u>100,000</u>
Total	<u>29</u>	<u>\$ 12,315,000</u>


The Enterprise Capital Projects are funded by revenues generated by the City’s Utilities System, Utility Revenue Bonds, revolving loans from the State Department of Health and Hospitals, and matching FTA grants.

At present, the City is engaging consultants to assess the needs of its Utilities System infrastructure. This will assure the ability of the 4 components; electricity, gas, water and wastewater, to provide reliable service to the customer at the existing level of service as well as provide for any anticipated growth in all areas. This assessment will materially impact future capital budgets in the Enterprise Capital Projects. To this end, the City remains diligent in maintaining the combined infrastructure of the Utility System for the future use of it’s citizens.

The Enterprise Capital Projects are funded by revenues generated by the City’s Utilities System, Utility Revenue Bonds, revolving loans from the State Department of Health and Hospitals, and matching FTA grants.

At present, the City is engaging consultants to assess the needs of its Utilities System infrastructure. This will assure the ability of the 4 components; electricity, gas, water and wastewater, to provide reliable service to the customer at the existing level of service as well as provide for any anticipated growth in all areas. This assessment will materially impact future capital budgets in the Enterprise Capital Projects. To this end, the City remains diligent in maintaining the combined infrastructure of the Utility System for the future use of it’s citizens.

Sincerely,



David Johnson
Director of Finance
City of Alexandria

**CITY OF ALEXANDRIA
FIVE YEAR CAPITAL IMPROVEMENT PROGRAM
GLOSSARY OF TERMS**

REVENUE TERMS:

Community Development Block Grant (CDBG) - Revenue received from the Community Development Block Grant source via the City's Community Development department.

Federal Grants - Revenue received from the U.S. Government, or as a Federal pass-through grant from the State of Louisiana.

Property Taxes - Revenue from the 11.25 milage Capital Projects Tax.

Sales Tax (STX) - Revenue from the City's Capital Outlay Fund supported by the ½ cent sales tax.

Sales Tax Bonds (STXB) - Revenue from sales tax bonds.

Special Assessments (ASMT) - Revenue received from the legal process of assessing benefitted property owners or physical improvements such as sewer lines or street improvements.

State Grants - Funds received from the State of Louisiana, excluding pass-through grants.

Utility Revenue Bonds (RB) - Revenue from the sales of Utility Bonds.

Expenditure Terms:

Construction - Contracted cost associated with the actual implementation or construction of an improvement. This should include material costs associated with projects utilizing city crews for implementation.

Demolition Cost - Contract cost associated with demolition or site preparation.

Engineering/Architectural Design - Any cost related to the design phase of the project either by the city or private firm.

Inspection Fees - Cost of providing for project inspection usually performed either by the city or private firm.

Land Acquisition - Any cost associated with the acquisition of property of implement the project.

Landscaping - Costs associated with miscellaneous grading and landscaping activities incidental to the construction activity. Landscaping for parks should be shown in the construction classification.

Major Equipment - Costs associated with movable or immovable equipment, generally costing over \$5,0000 and having a useful life of five years.

CITY OF ALEXANDRIA
FIVE YEAR CAPITAL IMPROVEMENT PROGRAM
GLOSSARY OF TERMS
continued

Miscellaneous Definitions:

Activity - A service performed by a department or division.

Appropriations - Authorization granted by the City Council to make expenditures for a given period and the proposed means of financing them.

Assessments - An amount levied on personal property on a cost sharing basis for improvements made by the city for the benefit of a small group of property owners (e.g. Special Assessments for the reconstruction of a sewer line in lightly populated area).

Budget Carryover - The total of the current budget, April 30, minus prior year(s) expenditures.

Capital Budget - The City's five year financial plan that contains both the estimated revenues to be received and the proposed Capital expenditures to be incurred to achieve a stated objective.

Department - A section of a Division.

Division - A functional unit of the City containing one or more departments or activities.

Fund - A fiscal and accounting entity with a self-balancing set of accounts recording cash and other financial resources, together with all related liabilities and residual equities or balances, and changes therein, which are segregated for the purpose of carrying on a specific activities or attaining certain objectives in accordance with special regulation, restrictions, or limitations.

Fund Balance - Resources remaining from prior years which are available to be budgeted in the current year.

Fund Source - The source of Revenue used to pay for a particular project.

Ordinance - A formal legislative enactment by the governing body of a municipality.

Project - A large or major undertaking designed to achieve an objective.

Project Category - The functional improvement category under which a project is assigned. (e.g., Public Enterprise, Economic Development, Streets, etc.).

Urban Systems - Federal funded street projects that match local funds for the reconstruction of major streets.

2023-2024

**COMBINED CAPITAL PROJECTS
SOURCES OF FUNDING SUMMARY**

DESCRIPTION	FISCAL YEAR					TOTAL FIVE YEAR
	23-24	24-25	25-26	26-27	27-28	
GENERAL CAPITAL PROJECTS						
REVENUES:						
Sales Taxes	4,847,762	5,625,025	5,625,275	5,624,650	5,615,050	27,337,762
Property Taxes	5,414,000	5,143,000	5,143,000	5,143,000	5,143,000	25,986,000
Investment Income	0	0	0	0	0	0
Transfer from Prior Projects	0	0	0	0	0	0
Interfund Tfr - Utility Fund	100,000	100,000	100,000	100,000	100,000	500,000
Intergovernmental	3,300,000	0	0	0	0	3,300,000
Private Contributions	0	0	0	0	0	0
Other	0	0	0	0	0	0
Fund Balance	0	1,601,461	9,032,486	17,763,761	26,494,411	54,892,119
TOTAL AVAILABLE FUNDS	13,661,762	12,469,486	19,900,761	28,631,411	37,352,461	112,015,881
EXPENDITURES:						
Transfers-General Fund	692,000	692,000	692,000	692,000	692,000	3,460,000
Transfers-Utilities Capital Projects	0	0	0	0	0	0
General Capital Projects	11,368,301	2,745,000	1,445,000	1,445,000	1,445,000	18,448,301
CDBG Capital Projects	0	0	0	0	0	0
TOTAL EXPENDITURES	12,060,301	3,437,000	2,137,000	2,137,000	2,137,000	21,908,301
BALANCE AVAILABLE FOR APP	1,601,461	9,032,486	17,763,761	26,494,411	35,215,461	90,107,580
ENTERPRISE CAPITAL PROJECTS						
REVENUES:						
Sales Taxes	0	0	0	0	0	0
Utility Fund	7,065,000	10,814,000	8,200,000	5,486,500	4,736,500	36,302,000
Transfer From Prior Projects	0	0	0	0	0	0
Investment Income	0	0	0	0	0	0
Intergovernmental	5,250,000	0	0	0	0	5,250,000
Transfer from Gen Capital Projects	0	0	0	0	0	0
Other	0	0	0	0	0	0
Retained Earnings	0	0	0	0	0	0
TOTAL AVAILABLE FUNDS	12,315,000	10,814,000	8,200,000	5,486,500	4,736,500	41,552,000
EXPENDITURES:						
Utility Capital Projects	12,315,000	10,814,000	8,200,000	5,486,500	4,736,500	41,552,000
Municipal Transit Projects	0	0	0	0	0	0
TOTAL EXPENDITURES	12,315,000	10,814,000	8,200,000	5,486,500	4,736,500	41,552,000
BALANCE AVAILABLE FOR APP	0	0	0	0	0	0

2023-2024

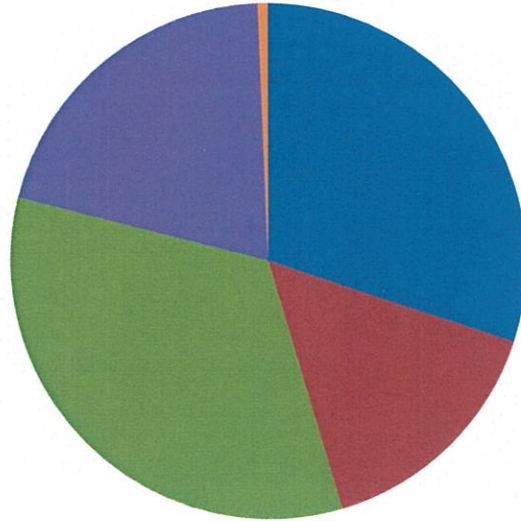
**COMBINED CAPITAL PROJECTS
SOURCES OF FUNDING SUMMARY**

PROJECT IDENTIFICATION	SALES TAXES	AD VAL TAX- 14	AD VAL TAX- 18	FEDERAL FUNDS	STATE FUNDS	UTILITY FUND	OTHER	TOTALS
SUMMARY								
SOURCES OF FUNDING								
Current Year Transfers	7,696,000	453,000	4,961,000			7,065,000		20,175,000
(Less Debt Service)	(2,848,238)		0					(2,848,238)
Interest Income	0					0		0
Transfers From Prior Projects								0
Interfund Transfer Utility Fund						100,000		100,000
Interfund Transfer General Fund								0
Intergovernmental				7,300,000	1,250,000			8,550,000
Private Contributions								0
Debt Proceeds								0
Other							0	0
Fund Balance	0	0	0	0	0	0	0	0
TOTAL	4,847,762	453,000	4,961,000	7,300,000	1,250,000	7,165,000	0	25,976,762
EXPENDITURES								
Transfer to General Fund	692,000	0	0	0	0	0	0	692,000
7 CDBG	3,006,301	400,000	4,562,000	3,300,000	0	100,000	0	11,368,301
Enterprise CIP - Utility Fund	0	0	0	4,000,000	1,250,000	7,065,000	0	12,315,000
Enterprise CIP - Transit System	0	0	0	0	0	0	0	0
Enterprise CIP - Sanitation Fund	0	0	0	0	0	0	0	0
TOTAL	3,698,301	400,000	4,562,000	7,300,000	1,250,000	7,165,000	0	24,375,301
UNAPPRPTD BALANCE	1,149,461	53,000	399,000	0	0	0	0	1,601,461

CITY OF ALEXANDRIA

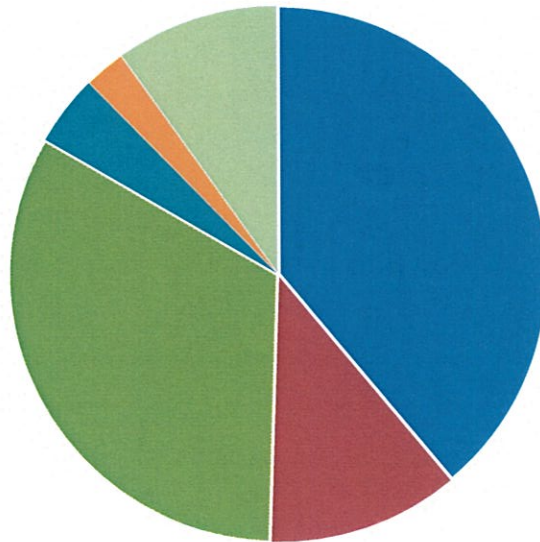
**GENERAL CAPITAL PROJECTS
REVENUES & EXPENDITURES
FISCAL YEAR 2023-2024**

Revenues



■ Sales Tax ■ Closed Projects ■ Property Tax ■ Intergovernmental ■ Fund Balance ■ Interfund Transfer

Expenditures



■ Public Enterprise ■ Drainage ■ Streets ■ Fire ■ Transfer Out ■ Parks ■ Zoo ■ Police ■ Unappropriated

2023-2024

**COMBINED GENERAL CAPITAL PROJECTS
SOURCES OF FUNDING SUMMARY**

PROJECT IDENTIFICATION	SALES TAXES	AD VAL TAX- 14	AD VAL TAX- 18	FEDERAL FUNDS	STATE FUNDS	UTILITY FUND	OTHER	TOTALS
SUMMARY								
SOURCES OF FUNDING								
Current Year Transfers	7,696,000	453,000	4,961,000					13,110,000
(Less Debt Service)	(2,848,238)		0					(2,848,238)
Interest Income	0		0					0
Transfers From Prior Projects								0
Interfund Transfer Utility Fund	0					100,000		100,000
Interfund Transfer General Fund	0					0		0
Intergovernmental				3,300,000	0			3,300,000
Private Contributions								0
Debt Proceeds								0
Other			0					0
Fund Balance	0	0	0	0	0	0	0	0
TOTAL	4,847,762	453,000	4,961,000	3,300,000	0	100,000	0	13,661,762
EXPENDITURES								
Transfer to General Fund	692,000	0	0	0	0	0	0	692,000
General Capital Projects	3,006,301	400,000	4,562,000	3,300,000	0	100,000	0	11,368,301
CDBG	0	0	0	0	0	0	0	0
TOTAL	3,698,301	400,000	4,562,000	3,300,000	0	100,000	0	12,060,301
UNAPPRPTD BALANCE	1,149,461	53,000	399,000	0	0	0	0	1,601,461

2023-2024/2027-2028 CAPITAL IMPROVEMENTS BUDGET

TABLE OF CONTENTS

PUBLIC ENTERPRISE

		PAGE
059401	Reserve for Relocation Projects	24
050301	City Hall Renovation	25
860301	Information Upgrades	26
050801	Building Improvements	27
050802	Roof Replacement	28
050812	Brownsfields Grant	29
051103	Red River Imp Venture	30
051104	Port of Alexandria Rail Spur Imp	31
051401	Energy Renovations	32
051502	Riverfront Improvements	33
051702	Security Improvements	34
051704	Public Safety Datacenter Renovation	35
051801	Riverfront Center Waterproofing/Roofing	36
052201	Transfer Station/Landfill	37
052301	City Compound Eves & Soffit Repair	38
052302	Adoption Center Animal Shelter	39
052303	Nehemiah Incubator	40
052401	Elevator Modifications	41
052402	Alexandria Healthcare Initiative LSUA	42

2023-2024

**COMBINED CAPITAL PROJECTS
SOURCES OF FUNDING SUMMARY**

PUBLIC ENTERPRISE

PROJECT IDENTIFICATION	SALES TAXES	AD VAL TAX- 14	AD VAL TAX- 18	FEDERAL FUNDS	STATE FUNDS	UTILITY FUND	OTHER	TOTALS
Reserve for Relocation Proj						100,000		100,000
Information Systems Upgrades	500,000							500,000
Roof Replacement	300,000							300,000
Red River Imp Venture			1,000,000					1,000,000
Port of Alexandria Rail Spur Imp	145,000							145,000
Riverfront Improvements	300,000							300,000
Security Improvements	30,000							30,000
City Compound Eves & Soffit Repair	300,000							300,000
Nehemiah Incubator	(35,000)							(35,000)
Elevator Modifications	600,000							600,000
Alexandria Healthcare Initiative LSUA			3,000,000					3,000,000
Total Public Enterprise	2,140,000	0	4,000,000	0	0	100,000	0	6,240,000

2023-2024

GENERAL CAPITAL PROJECTS
FIVE YEAR CAPITAL PLAN

PUBLIC ENTERPRISE

PROJ #	PROJECT IDENTIFICATION	BUDGET C/O	FISCAL YEAR					TOTAL 5 YEAR	BEYOND 2028	TOTAL COST
			23-24	24-25	25-26	26-27	27-28			
059401	Reserve for Relocation Projects	479,838	100,000	100,000	100,000	100,000	100,000	500,000		500,000
050301	City Hall Renovation	5,583,480						0	4,000,000	4,000,000
860301	Information Upgrades	363,665	500,000					500,000		500,000
050801	Building Improvements	420,431						0		0
050802	Roof Replacement	275,116	300,000	100,000	100,000	100,000	100,000	700,000		700,000
050812	Brownsfields Grant	57,366						0		0
051103	Red River Imp Venture	1,259,794	1,000,000					1,000,000		1,000,000
051104	Port of Alexandria Rail Spur Imp	57,224	145,000					145,000		145,000
051401	Energy Renovations	222,810						0		0
051502	Riverfront Improvements	293,840	300,000	100,000	100,000	100,000	100,000	700,000		700,000
051702	Security Improvements	105,595	30,000	30,000	30,000	30,000	30,000	150,000		150,000
051704	Public Safety Datacenter Renovation	21,297						0		0
051801	Riverfront Center Waterproofing/Roofir	11,339						0		0
052201	Transfer Station/Landfill	2,100,000						0		0
052301	City Compound Eves & Soffit Repair	500,000	300,000	100,000	100,000	100,000	100,000	700,000		700,000
052302	Adoption Center Animal Shelter	150,000						0		0
052303	Nehemiah Incubator	535,000	(35,000)					(35,000)		(35,000)
052401	Elevator Modifications	600,000	600,000					600,000		600,000
052402	Alexandria Healthcare Initiative LSUA	3,000,000	3,000,000					3,000,000		3,000,000
Total Public Enterprise		12,436,795	6,240,000	430,000	430,000	430,000	430,000	7,960,000	4,000,000	11,960,000

* Project Number to be Assigned
 @ New or Revised Projects
 Projects to be closed

SHEET A 2023-2024/2027-2028 CAPITAL IMPROVEMENTS PROGRAM

PROJECT TITLE: Reserve for Relocation Projects	PROJECT CATEGORY: Public Enterprise
PROJECT NUMBER: 059401	COUNCIL DISTRICT # N/A
DIVISION: Public Works	DEPARTMENT: Engineering

PROJECT BUDGET

REVENUE BREAKDOWN

REVENUE SOURCES					UTILITY FUND	TOTAL
PRIOR BDGTS					2,739,964	2,739,964
PRIOR EXP					2,260,126	2,260,126
BUDGET C/0		0	0	0	479,838	479,838
2023-2024					100,000	100,000
2024-2025					100,000	100,000
2025-2026					100,000	100,000
2026-2027					100,000	100,000
2027-2028					100,000	100,000
BEYOND 2028						0
TOTAL COST	0	0	0	0	3,239,964	3,239,964

EXPENDITURE BREAKDOWN

EXPENDITURE BREAKDOWN	ENGINEERING	TESTING	LAND ACQUISITION	CONSTRUCTION	OTHER	TOTAL
PRIOR BDGTS				2,739,964		2,739,964
2023-2024				100,000		100,000
2024-2025				100,000		100,000
2025-2026				100,000		100,000
2026-2027				100,000		100,000
2027-2028				100,000		100,000
BEYOND 2028						0
TOTAL COST	0	0	0	3,239,964	0	3,239,964

PROJECT SPECIFICATIONS

PROJECT DESCRIPTION:

This project is being created in order to facilitate the coordination of appropriations necessary for the relocation of Utilities due to Street and Drainage projects. The Utility Fund will allocate funds to be used for utility relocations associated with Street and Drainage Projects proposed in the 1988 and 1993 Property Taxes. An amendment will be required to transfer the appropriation to the appropriate project.

PROJECT JUSTIFICATION:

The establishment of this flow through project allows for better coordination between the Utility Fund and the General Fund on projects associated with the Property Tax projects.

PROJECT PRIORITY:

A

START DATE: May, 1993

EST TIME TO COMPLETE:

N/A

OPERATING BUDGET EFFECT:

NONE

X

N/A

SEE DETAIL

SHEET A 2023-2024/2027-2028 CAPITAL IMPROVEMENTS PROGRAM

PROJECT TITLE: City Hall Renovation	PROJECT CATEGORY: Public Enterprise
PROJECT NUMBER: 050301	COUNCIL DISTRICT # N/A
DIVISION: Public Works	DEPARTMENT: Central Facility

PROJECT BUDGET

REVENUE BREAKDOWN

REVENUE SOURCES				AD VALOREM TAX 2018	SALES TAX	TOTAL
PRIOR BDGTS				4,548,000	1,119,705	5,667,705
PRIOR EXP					84,225	84,225
BUDGET C/O		0	0	4,548,000	1,035,480	5,583,480
2023-2024						
2024-2025						
2025-2026						
2026-2027						
2027-2028						
BEYOND 2028				4,000,000		4,000,000
TOTAL COST	0	0	0	8,548,000	1,119,705	9,667,705

EXPENDITURE BREAKDOWN

EXPENDITURE BREAKDOWN	ENGINEERING	TESTING	LAND ACQUISITION	CONSTRUCTION	OTHER	TOTAL
PRIOR BDGTS	38,290			5,627,250	2,165	5,667,705
2023-2024						
2024-2025						
2025-2026						
2026-2027						
2027-2028						
BEYOND 2028				4,000,000		4,000,000
TOTAL COST	38,290	0	0	9,627,250	2,165	9,667,705

PROJECT SPECIFICATIONS

PROJECT DESCRIPTION:

Tear out and remodel entire building. Interior renovations would include modernization of HVAC, electrical and plumbing infrastructure, and restructuring interior spaces and finishes. The exterior would include new surface, windows, and roofing. Space needs would be evaluated to assure maximum space utilization.

PROJECT JUSTIFICATION:

City Hall was built in 1962. The structure is very sound, due to concrete floors and columns. The exterior envelope has numerous leaks. The vertical window shading is difficult to waterproof. The building's mechanical, electrical, and plumbing systems have exceeded their useful lives and are in need of replacement. This renovation will render the building virtually new and capable of addressing the current and future uses required of it.

PROJECT PRIORITY:

A

START DATE:

Pending

EST TIME TO COMPLETE: 2 Years

OPERATING BUDGET EFFECT:

NONE

X

N/A

SEE DETAIL

SHEET A 2023-2024/2027-2028 CAPITAL IMPROVEMENTS PROGRAM

PROJECT TITLE: Information Technology Upgrades	PROJECT CATEGORY: Other
PROJECT NUMBER: 860301	COUNCIL DISTRICT # N/A
DIVISION: Finance	DEPARTMENT: Various

PROJECT BUDGET

REVENUE BREAKDOWN

REVENUE SOURCES					SALES TAX	TOTAL
PRIOR BDGTS					2,076,000	2,076,000
PRIOR EXP					1,712,335	1,712,335
BUDGET C/O					363,665	363,665
2023-2024					500,000	500,000
2024-2025						
2025-2026						
2026-2027						
2027-2028						
BEYOND 2028						
TOTAL COST	0	0	0	0	2,576,000	2,576,000

EXPENDITURE BREAKDOWN

EXPENDITURE BREAKDOWN	ENGINEERING	TESTING	LAND ACQUISITION	CONSTRUCTION	OTHER	TOTAL
PRIOR BDGTS					2,076,000	2,076,000
2023-2024					500,000	500,000
2024-2025					860	
2025-2026						
2026-2027						
2027-2028						
BEYOND 2028						
TOTAL COST	0	0	0	0	2,576,860	2,576,000

PROJECT SPECIFICATIONS

PROJECT DESCRIPTION: Purchase of various upgrades of hardware and software to the existing system as needed.	
PROJECT JUSTIFICATION: The City's Information System is sophisticated. As such, continuous upgrades to the hardware and the software will be needed to maintain functionality.	
PROJECT PRIORITY:	A
START DATE: Ongoing	EST TIME TO COMPLETE: As Needed
OPERATING BUDGET EFFECT:	
NONE	X
N/A	SEE DETAIL

SHEET A 2023-2024/2027-2028 CAPITAL IMPROVEMENTS PROGRAM

PROJECT TITLE: Building Improvements	PROJECT CATEGORY: Public Enterprise
PROJECT NUMBER: 050801	COUNCIL DISTRICT # N/A
DIVISION: Public Works	DEPARTMENT: Building Services

PROJECT BUDGET

REVENUE BREAKDOWN

REVENUE SOURCES				SALES TAX BONDS 2008	SALES TAX	TOTAL
PRIOR BDGTS				420,939	2,742,244	3,163,183
PRIOR EXP				420,939	2,321,813	2,742,752
BUDGET C/0		0	0	0	420,431	420,431
2023-2024						0
2024-2025						
2025-2026						
2026-2027						
2027-2028						
BEYOND 2028						
TOTAL COST	0	0	0	420,939	2,742,244	3,163,183

EXPENDITURE BREAKDOWN

EXPENDITURE BREAKDOWN	ENGINEERING	TESTING	LAND ACQUISITION	CONSTRUCTION	OTHER	TOTAL
PRIOR BDGTS	146,000			3,017,183		3,163,183
2023-2024						0
2024-2025						
2025-2026						
2026-2027						
2027-2028						
BEYOND 2028						
TOTAL COST	146,000	0	0	3,017,183	0	3,163,183

PROJECT SPECIFICATIONS

PROJECT DESCRIPTION:

As our many structures are aging, this project provides for a planned approach to replacement and enhancements of city properties. By including many sub-projects in this single project, this allows for adjustments in priorities of work pending conditions "on the ground" in the current fiscal year. By planning ahead on funding, the Council can anticipate inevitable expenditures while allowing the Building Maintenance operation the flexibility to apply the funds at the most expedient place.

PROJECT JUSTIFICATION:

Investments in the mitigation of aging facilities delays large scale replacement and deterioration.

PROJECT PRIORITY:

START DATE: 2007	EST TIME TO COMPLETE: A	Ongoing
OPERATING BUDGET EFFECT:	NONE	X
	N/A	SEE DETAIL

SHEET A 2023-2024/2027-2028 CAPITAL IMPROVEMENTS PROGRAM

PROJECT TITLE: Roof Replacement	PROJECT CATEGORY: Public Enterprise
PROJECT NUMBER: 050802	COUNCIL DISTRICT # N/A
DIVISION: Public Works	DEPARTMENT: Building Services

PROJECT BUDGET

REVENUE BREAKDOWN

REVENUE SOURCES					SALES TAX	TOTAL
PRIOR BDGTS					3,440,700	3,440,700
PRIOR EXP					3,165,584	3,165,584
BUDGET C/O		0	0	0	275,116	275,116
2023-2024					300,000	300,000
2024-2025					100,000	100,000
2025-2026					100,000	100,000
2026-2027					100,000	100,000
2027-2028					100,000	100,000
BEYOND 2028						
TOTAL COST	0	0	0	0	4,140,700	4,140,700

EXPENDITURE BREAKDOWN

EXPENDITURE BREAKDOWN	ENGINEERING	TESTING	LAND ACQUISITION	CONSTRUCTION	OTHER	TOTAL
PRIOR BDGTS	105,200			3,335,500		3,440,700
2023-2024				300,000		300,000
2024-2025				100,000		100,000
2025-2026				100,000		100,000
2026-2027				100,000		100,000
2027-2028				100,000		100,000
BEYOND 2028						
TOTAL COST	105,200	0	0	4,035,500	0	4,140,700

PROJECT SPECIFICATIONS

PROJECT DESCRIPTION:

Replace roofs on different buildings as needed.

PROJECT JUSTIFICATION:

As roofs age they begin to leak. Failure can be predicted through core sampling and analysis. This project will provide funding for the testing and the replacement if indicated.

PROJECT PRIORITY:

A

START DATE: 2007

EST TIME TO COMPLETE:

Ongoing

OPERATING BUDGET EFFECT:

NONE

X N/A

SEE DETAIL

SHEET A 2023-2024/2027-2028 CAPITAL IMPROVEMENTS PROGRAM

PROJECT TITLE: Brownsfield Grant	PROJECT CATEGORY: Public Enterprise
PROJECT NUMBER: 050812	COUNCIL DISTRICT # N/A
DIVISION: Public Works	DEPARTMENT: Building Services

PROJECT BUDGET

REVENUE BREAKDOWN

REVENUE SOURCES					FEDERAL	TOTAL
PRIOR BDGTS					300,000	300,000
PRIOR EXP					249,934	249,934
BUDGET C/O		0	0	0	50,066	50,066
2023-2024						
2024-2025						
2025-2026						
2026-2027						
2027-2028						
BEYOND 2028						
TOTAL COST	0	0	0	0	300,000	300,000

Q1

EXPENDITURE BREAKDOWN

EXPENDITURE BREAKDOWN	ENGINEERING	TESTING	LAND ACQUISITION	CONSTRUCTION	OTHER	TOTAL
PRIOR BDGTS					300,000	300,000
2023-2024						
2024-2025						
2025-2026						
2026-2027						
2027-2028						
BEYOND 2028						
TOTAL COST	0	0	0	0	300,000	300,000

PROJECT SPECIFICATIONS

PROJECT DESCRIPTION:			
PROJECT JUSTIFICATION:			
PROJECT PRIORITY:	A		
START DATE: 2007	EST TIME TO COMPLETE:	Ongoing	
OPERATING BUDGET EFFECT:	NONE	X	N/A
			SEE DETAIL

SHEET A 2023-2024/2027-2028 CAPITAL IMPROVEMENTS PROGRAM

PROJECT TITLE: Red River Improv Venture & Essential Rec	PROJECT CATEGORY: Public Enterprise
PROJECT NUMBER: 051103	COUNCIL DISTRICT # N/A
DIVISION: Public Works	DEPARTMENT: Recreation

PROJECT BUDGET

REVENUE BREAKDOWN

REVENUE SOURCES	AD VALOREM TAX 2018	OTHER	SALES TAX	SALES TAX BONDS 2008	AD VALOREM TAX 2008	TOTAL
PRIOR BDGTS		2,100,000	100,000	49,485	1,068,962	3,318,447
PRIOR EXP		2,000,000	100,000	49,485	87,012	2,236,497
BUDGET C/O		100,000	0	0	981,950	1,081,950
2023-2024	1,000,000					1,000,000
2024-2025						
2025-2026						
2026-2027						
2027-2028						
BEYOND 2028						
TOTAL COST	1,000,000	2,100,000	100,000	49,485	1,068,962	4,318,447

EXPENDITURE BREAKDOWN

EXPENDITURE BREAKDOWN	ENGINEERING	TESTING	LAND ACQUISITION	CONSTRUCTION	OTHER	TOTAL
PRIOR BDGTS			2,700,000		618,447	3,318,447
2023-2024					1,000,000	1,000,000
2024-2025						
2025-2026						
2026-2027						
2027-2028						
BEYOND 2028						
TOTAL COST	0	0	2,700,000	0	1,618,447	4,318,447

PROJECT SPECIFICATIONS

PROJECT DESCRIPTION:			
PROJECT JUSTIFICATION:			
PROJECT PRIORITY:		B	
START DATE:	N/A	EST TIME TO COMPLETE:	N/A
OPERATING BUDGET EFFECT:	NONE	X	N/A
			SEE DETAIL

SHEET A 2023-2024/2027-2028 CAPITAL IMPROVEMENTS PROGRAM

PROJECT TITLE: Port of Alexandria Rail Spur Improvements	PROJECT CATEGORY: Public Enterprise
PROJECT NUMBER: 051104	COUNCIL DISTRICT # N/A
DIVISION: Planning	DEPARTMENT: Engineering

PROJECT BUDGET

REVENUE BREAKDOWN

REVENUE SOURCES				FEDERAL	SALES TAX	TOTAL
PRIOR BDGTS				487,000	164,025	651,025
PRIOR EXP				487,000	106,801	593,801
BUDGET C/0				0	57,224	57,224
2023-2024					145,000	145,000
2024-2025						
2025-2026						
2026-2027						
2027-2028						
BEYOND 2028						
TOTAL COST	0	0	0	487,000	309,025	796,025

EXPENDITURE BREAKDOWN

EXPENDITURE BREAKDOWN	ENGINEERING	TESTING	LAND ACQUISITION	CONSTRUCTION	OTHER	TOTAL
PRIOR BDGTS				651,025		651,025
2023-2024				145,000		145,000
2024-2025						
2025-2026						
2026-2027						
2027-2028						
BEYOND 2028						
TOTAL COST	0	0	0	796,025	0	796,025

PROJECT SPECIFICATIONS

PROJECT DESCRIPTION: Renovation of the existing Union Pacific Railroad spur adjacent to the Alexandria City Compound and the Port of Alexandria. This spur services the Port of Alexandria and is approximately 6,700 feet in length.			
PROJECT JUSTIFICATION: Existing spur was constructed in the mid 1980's and is in need of rehabilitation.			
PROJECT PRIORITY:		B	
START DATE:	N/A	EST TIME TO COMPLETE:	N/A
OPERATING BUDGET EFFECT:	NONE	X	N/A
			SEE DETAIL

SHEET A 2023-2024/2027-2028 CAPITAL IMPROVEMENTS PROGRAM

PROJECT TITLE: Energy Renovations	PROJECT CATEGORY: Public Enterprise
PROJECT NUMBER: 051401	COUNCIL DISTRICT # N/A
DIVISION: Public Works	DEPARTMENT: Building Services

PROJECT BUDGET

REVENUE BREAKDOWN

REVENUE SOURCES					SALES TAX	TOTAL
PRIOR BDGTS					571,000	571,000
PRIOR EXP					348,190	348,190
BUDGET C/O					222,810	222,810
2023-2024						
2024-2025						
2025-2026						
2026-2027						
2027-2028						
BEYOND 2028						
TOTAL COST					571,000	571,000

EXPENDITURE BREAKDOWN

EXPENDITURE BREAKDOWN	ENGINEERING	TESTING	LAND ACQUISITION	CONSTRUCTION	OTHER	TOTAL
PRIOR BDGTS					571,000	571,000
2023-2024						
2024-2025						
2025-2026						
2026-2027						
2027-2028						
BEYOND 2028						
TOTAL COST					571,000	571,000

PROJECT SPECIFICATIONS

PROJECT DESCRIPTION:

Various efforts toward conservation of energy at City facilities. Current projects include Trail light replacment, parking lot and exterior lighting, and Phase I Replacement of HVAC Controls at the Public Safety Complex.

PROJECT JUSTIFICATION:

LED lights are rated at a 12 year cycle, with energy payback in 6 years. The HVAC control project at Public Safety will generate energy savings and better control of the systems.

PROJECT PRIORITY:

B

START DATE:

N/A

EST TIME TO COMPLETE:

N/A

OPERATING BUDGET EFFECT:

NONE

X

N/A

SEE DETAIL

SHEET A 2023-2024/2027-2028 CAPITAL IMPROVEMENTS PROGRAM

PROJECT TITLE: Riverfront Improvements	PROJECT CATEGORY: Public Enterprise
PROJECT NUMBER: 051502	COUNCIL DISTRICT # N/A
DIVISION: Public Works	DEPARTMENT: Building Services

PROJECT BUDGET

REVENUE BREAKDOWN

REVENUE SOURCES	AD VALOREM TAX 2008	SALES TAX BONDS 2008	SALES TAX	TOTAL
PRIOR BDGTS	487,000	36,248	701,058	1,224,306
PRIOR EXP	256,807	36,248	637,411	930,466
BUDGET C/0	230,193	0	63,647	293,840
2023-2024			300,000	300,000
2024-2025			100,000	100,000
2025-2026			100,000	100,000
2026-2027			100,000	100,000
2027-2028			100,000	100,000
BEYOND 2028				
TOTAL COST	487,000	36,248	1,401,058	1,924,306

EXPENDITURE BREAKDOWN

EXPENDITURE BREAKDOWN	ENGINEERING	TESTING	LAND ACQUISITION	CONSTRUCTION	OTHER	TOTAL
PRIOR BDGTS					1,224,306	1,224,306
2023-2024					300,000	300,000
2024-2025					100,000	100,000
2025-2026					100,000	100,000
2026-2027					100,000	100,000
2027-2028					100,000	100,000
BEYOND 2028						
TOTAL COST					1,924,306	1,924,306

PROJECT SPECIFICATIONS

PROJECT DESCRIPTION: Ongoing improvements for mechanical, flooring, and kitchen upgrades to commercial appliances for events.			
PROJECT JUSTIFICATION: Necessary accommodations for future events.			
PROJECT PRIORITY:	B		
START DATE: 2016	EST TIME TO COMPLETE:	Ongoing	
OPERATING BUDGET EFFECT:	NONE	X	SEE DETAIL

SHEET A 2023-2024/2027-2028 CAPITAL IMPROVEMENTS PROGRAM

PROJECT TITLE: Security Improvements	PROJECT CATEGORY: Public Enterprise
PROJECT NUMBER: 051702	COUNCIL DISTRICT # N/A
DIVISION: Public Works	DEPARTMENT: All

PROJECT BUDGET

REVENUE BREAKDOWN

REVENUE SOURCES					SALES TAX	TOTAL
PRIOR BDGTS					210,000	210,000
PRIOR EXP					104,405	104,405
BUDGET C/O					105,595	105,595
2023-2024					30,000	30,000
2024-2025					30,000	30,000
2025-2026					30,000	30,000
2026-2027					30,000	30,000
2027-2028					30,000	30,000
BEYOND 2028						0
TOTAL COST					360,000	360,000

EXPENDITURE BREAKDOWN

EXPENDITURE BREAKDOWN	ENGINEERING	TESTING	LAND ACQUISITION	CONSTRUCTION	OTHER	TOTAL
PRIOR BDGTS					210,000	210,000
2023-2024					30,000	30,000
2024-2025					30,000	30,000
2025-2026					30,000	30,000
2026-2027					30,000	30,000
2027-2028					30,000	30,000
BEYOND 2028						0
TOTAL COST					360,000	360,000

PROJECT SPECIFICATIONS

PROJECT DESCRIPTION: Centralization of security for City Facilities, including CCTB, Card Access and other measures.			
PROJECT JUSTIFICATION: The City needs to secure its equipment and employees to better serve its citizens.			
PROJECT PRIORITY:	B		
START DATE: 2018	EST TIME TO COMPLETE:	Ongoing	
OPERATING BUDGET EFFECT:	NONE	X	N/A
		SEE DETAIL	

SHEET A 2023-2024/2027-2028 CAPITAL IMPROVEMENTS PROGRAM

PROJECT TITLE: Public Safety Datacenter Renovation	PROJECT CATEGORY: Public Enterprise
PROJECT NUMBER: 051704	COUNCIL DISTRICT # N/A
DIVISION: Public Works	DEPARTMENT: All

PROJECT BUDGET

REVENUE BREAKDOWN

REVENUE SOURCES					SALES TAX	TOTAL
PRIOR BDGTS					375,000	375,000
PRIOR EXP					353,703	353,703
BUDGET C/O					21,297	21,297
2023-2024						
2024-2025						
2025-2026						
2026-2027						
2027-2028						
BEYOND 2028						
TOTAL COST					375,000	375,000

EXPENDITURE BREAKDOWN

EXPENDITURE BREAKDOWN	ENGINEERING	TESTING	LAND ACQUISITION	CONSTRUCTION	OTHER	TOTAL
PRIOR BDGTS					375,000	375,000
2023-2024						
2024-2025						
2025-2026						
2026-2027						
2027-2028						
BEYOND 2028						
TOTAL COST					375,000	375,000

PROJECT SPECIFICATIONS

PROJECT DESCRIPTION: Upgrade electrical service, backup power, fire suppression, and air conditioning. Remodel space and install raised floor tile.			
PROJECT JUSTIFICATION: Modernization of the existing center.			
PROJECT PRIORITY:		B	
START DATE:	2019	EST TIME TO COMPLETE:	6 months
OPERATING BUDGET EFFECT:	NONE	X	N/A SEE DETAIL

SHEET A 2023-2024/2027-2028 CAPITAL IMPROVEMENTS PROGRAM

PROJECT TITLE: Riverfront Center Waterproofing	PROJECT CATEGORY: Public Enterprise
PROJECT NUMBER: 051801	COUNCIL DISTRICT # N/A
DIVISION: Public Works	DEPARTMENT: All

PROJECT BUDGET

REVENUE BREAKDOWN

REVENUE SOURCES					SALES TAX	TOTAL
PRIOR BDGTS					861,200	861,200
PRIOR EXP					849,861	849,861
BUDGET C/O					11,339	11,339
2023-2024						
2024-2025						
2025-2026						
2026-2027						
2027-2028						
BEYOND 2028						
TOTAL COST					861,200	861,200

EXPENDITURE BREAKDOWN

EXPENDITURE BREAKDOWN	ENGINEERING	TESTING	LAND ACQUISITION	CONSTRUCTION	OTHER	TOTAL
PRIOR BDGTS	67,600				793,600	861,200
2023-2024						
2024-2025						
2025-2026						
2026-2027						
2027-2028						
BEYOND 2028						
TOTAL COST	67,600	0	0	0	793,600	861,200

PROJECT SPECIFICATIONS

PROJECT DESCRIPTION:

Repairs to protect the facility from water infiltration. This will include a recoat of the EIFS as well as detailed scaling around windows on the main level, checking of the flashing, and sealing. Damaged or missing flashing will be repaired or replaced, as well as cracked or deteriorated sealants.

PROJECT JUSTIFICATION:

Facility was constructed in 1996. Periodic recoating of the EIFS is required to prevent water intrusion.

PROJECT PRIORITY:

B

START DATE: 2019

EST TIME TO COMPLETE:

1 Year

OPERATING BUDGET EFFECT:

NONE

X

N/A

SEE DETAIL

SHEET A 2023-2024/2027-2028 CAPITAL IMPROVEMENTS PROGRAM

PROJECT TITLE: Transfer Station/Landfill	PROJECT CATEGORY: Public Enterprise
PROJECT NUMBER: 052201	COUNCIL DISTRICT # N/A
DIVISION: Public Works	DEPARTMENT: All

PROJECT BUDGET

REVENUE BREAKDOWN

REVENUE SOURCES					AD VALOREM TAX 2018	TOTAL
PRIOR BDGTS					2,100,000	2,100,000
PRIOR EXP						0
BUDGET C/O					2,100,000	2,100,000
2023-2024						
2024-2025						
2025-2026						
2026-2027						
2027-2028						
BEYOND 2028						
TOTAL COST					2,100,000	2,100,000

EXPENDITURE BREAKDOWN

EXPENDITURE BREAKDOWN	ENGINEERING	TESTING	LAND ACQUISITION	CONSTRUCTION	OTHER	TOTAL
PRIOR BDGTS					2,100,000	2,100,000
2023-2024						
2024-2025						
2025-2026						
2026-2027						
2027-2028						
BEYOND 2028						
TOTAL COST	0	0	0	0	2,100,000	2,100,000

PROJECT SPECIFICATIONS

PROJECT DESCRIPTION:			
PROJECT JUSTIFICATION:			
PROJECT PRIORITY:	B		
START DATE: 2024	EST TIME TO COMPLETE:	1 Year	
OPERATING BUDGET EFFECT:	NONE	X	SEE DETAIL

SHEET A 2023-2024/2027-2028 CAPITAL IMPROVEMENTS PROGRAM

PROJECT TITLE: City Compound Eves & Soffit Repair	PROJECT CATEGORY: Public Enterprise
PROJECT NUMBER: 052301	COUNCIL DISTRICT # N/A
DIVISION: Public Works	DEPARTMENT: All

PROJECT BUDGET

REVENUE BREAKDOWN

REVENUE SOURCES					SALES TAX	TOTAL
PRIOR BDGTS					500,000	500,000
PRIOR EXP						0
BUDGET C/0					500,000	500,000
2023-2024					300,000	300,000
2024-2025					100,000	100,000
2025-2026					100,000	100,000
2026-2027					100,000	100,000
2027-2028					100,000	100,000
BEYOND 2028						
TOTAL COST					1,200,000	1,200,000

EXPENDITURE BREAKDOWN

EXPENDITURE BREAKDOWN	ENGINEERING	TESTING	LAND ACQUISITION	CONSTRUCTION	OTHER	TOTAL
PRIOR BDGTS					500,000	500,000
2023-2024					300,000	300,000
2024-2025					100,000	100,000
2025-2026					100,000	100,000
2026-2027					100,000	100,000
2027-2028					100,000	100,000
BEYOND 2028						
TOTAL COST	0	0	0	0	1,200,000	1,200,000

PROJECT SPECIFICATIONS

PROJECT DESCRIPTION: Repair & replace existing soffit on building at City Compound.			
PROJECT JUSTIFICATION: Existing soffit are falling off due to aging and wear. Replacing will improve appearance and protect roofs from damage.			
PROJECT PRIORITY:	B		
START DATE: 2024	EST TIME TO COMPLETE:	1 Year	
OPERATING BUDGET EFFECT:	NONE	X	N/A
			SEE DETAIL

SHEET A 2023-2024/2027-2028 CAPITAL IMPROVEMENTS PROGRAM

PROJECT TITLE: Adoption Center Animal Shelter	PROJECT CATEGORY: Public Enterprise
PROJECT NUMBER: 052302	COUNCIL DISTRICT # N/A
DIVISION: Public Works	DEPARTMENT: All

PROJECT BUDGET

REVENUE BREAKDOWN

REVENUE SOURCES					SALES TAX	TOTAL
PRIOR BDGTS					150,000	150,000
PRIOR EXP						0
BUDGET C/0					150,000	150,000
2023-2024						
2024-2025						
2025-2026						
2026-2027						
2027-2028						
BEYOND 2028						
TOTAL COST					150,000	150,000

EXPENDITURE BREAKDOWN

EXPENDITURE BREAKDOWN	ENGINEERING	TESTING	LAND ACQUISITION	CONSTRUCTION	OTHER	TOTAL
PRIOR BDGTS				150,000		150,000
2023-2024						
2024-2025						
2025-2026						
2026-2027						
2027-2028						
BEYOND 2028						
TOTAL COST	0	0	0	150,000	0	150,000

PROJECT SPECIFICATIONS

PROJECT DESCRIPTION: Remodel existing building for pet adoptions and medical treatment.			
PROJECT JUSTIFICATION: Adoptions and medical treatment require additional space separate from the rest of the facility.			
PROJECT PRIORITY:	B		
START DATE: 2023	EST TIME TO COMPLETE:	1 Year	
OPERATING BUDGET EFFECT:	NONE	X	N/A
		SEE DETAIL	

SHEET A 2023-2024/2027-2028 CAPITAL IMPROVEMENTS PROGRAM

PROJECT TITLE: Nehemiah Incubator	PROJECT CATEGORY: Public Enterprise
PROJECT NUMBER: 052303	COUNCIL DISTRICT # N/A
DIVISION: Public Works	DEPARTMENT: Building Services

PROJECT BUDGET

REVENUE BREAKDOWN

REVENUE SOURCES					SALES TAX	TOTAL
PRIOR BDGTS					535,000	535,000
PRIOR EXP						0
BUDGET C/0	0	0	0	0	535,000	535,000
2023-2024					(35,000)	(35,000)
2024-2025						
2025-2026						
2026-2027						
2027-2028						
BEYOND 2028						
TOTAL COST	0	0	0	0	500,000	500,000

EXPENDITURE BREAKDOWN

EXPENDITURE BREAKDOWN	ENGINEERING	TESTING	LAND ACQUISITION	CONSTRUCTION	OTHER	TOTAL
PRIOR BDGTS					535,000	535,000
2023-2024					(35,000)	(35,000)
2024-2025						
2025-2026						
2026-2027						
2027-2028						
BEYOND 2028						
TOTAL COST	0	0	0	0	500,000	500,000

PROJECT SPECIFICATIONS

PROJECT DESCRIPTION:			
PROJECT JUSTIFICATION:			
PROJECT PRIORITY:	A		
START DATE: 2024	EST TIME TO COMPLETE:		2 Years
OPERATING BUDGET EFFECT:			
NONE	X	N/A	SEE DETAIL

SHEET A 2023-2024/2027-2028 CAPITAL IMPROVEMENTS PROGRAM

PROJECT TITLE: Elevator Modifications	PROJECT CATEGORY: Public Enterprise
PROJECT NUMBER: 052401	COUNCIL DISTRICT # N/A
DIVISION: Public Works	DEPARTMENT: Building Services

PROJECT BUDGET

REVENUE BREAKDOWN

REVENUE SOURCES					SALES TAX	TOTAL
PRIOR BDGTS						0
PRIOR EXP						0
BUDGET C/O	0	0	0	0	0	0
2023-2024					600,000	600,000
2024-2025						
2025-2026						
2026-2027						
2027-2028						
BEYOND 2028						
TOTAL COST	0	0	0	0	600,000	600,000

EXPENDITURE BREAKDOWN

EXPENDITURE BREAKDOWN	ENGINEERING	TESTING	LAND ACQUISITION	CONSTRUCTION	OTHER	TOTAL
PRIOR BDGTS						0
2023-2024					600,000	600,000
2024-2025						
2025-2026						
2026-2027						
2027-2028						
BEYOND 2028						
TOTAL COST	0	0	0	0	600,000	600,000

PROJECT SPECIFICATIONS

PROJECT DESCRIPTION: Repair or Replace existing elevators at City Hall and Customer Service Center.			
PROJECT JUSTIFICATION: Existing elevators need to be modified and brought up to State code.			
PROJECT PRIORITY:	A		
START DATE: 2025	EST TIME TO COMPLETE:	3 Years	
OPERATING BUDGET EFFECT:	NONE	X	N/A
		SEE DETAIL	

SHEET A 2023-2024/2027-2028 CAPITAL IMPROVEMENTS PROGRAM

PROJECT TITLE: Alexandria Healthcare Initiative	PROJECT CATEGORY: Public Enterprise
PROJECT NUMBER: 052402	COUNCIL DISTRICT # N/A
DIVISION: Public Works	DEPARTMENT: Building Services

PROJECT BUDGET

REVENUE BREAKDOWN

REVENUE SOURCES					AD VALOREM TAX 2018	TOTAL
PRIOR BDGTS						0
PRIOR EXP						0
BUDGET C/O	0	0	0	0	0	0
2023-2024					3,000,000	3,000,000
2024-2025						
2025-2026						
2026-2027						
2027-2028						
BEYOND 2028						
TOTAL COST	0	0	0	0	3,000,000	3,000,000

EXPENDITURE BREAKDOWN

EXPENDITURE BREAKDOWN	ENGINEERING	TESTING	LAND ACQUISITION	CONSTRUCTION	OTHER	TOTAL
PRIOR BDGTS						0
2023-2024					3,000,000	3,000,000
2024-2025						
2025-2026						
2026-2027						
2027-2028						
BEYOND 2028						
TOTAL COST	0	0	0	0	3,000,000	3,000,000

PROJECT SPECIFICATIONS

PROJECT DESCRIPTION:			
PROJECT JUSTIFICATION:			
PROJECT PRIORITY:	A		
START DATE: 2025	EST TIME TO COMPLETE:	3 Years	
OPERATING BUDGET EFFECT:	NONE	X	SEE DETAIL

2023-2024/2027-2028 CAPITAL IMPROVEMENTS BUDGET

TABLE OF CONTENTS

DRAINAGE

			PAGE
250211	Acquisition-ROW/Servitudes	46
250421	Residential Ditch Closure	47
250512	Pump Station Repairs	48
251105	Martin Park/Airview Terrace St & Drng	49
251301	Citywide Drainage Improvements	50
251802	Hwy 28 West Drainage Canal	51
252101	Martin Park Outfall Improvements	52
252203	Willow Glen Drainage	53
252204	Horseshoe Canal Hardening	54
252205	Chatlain Overflow Structure	55
252301	Fairground/Machine Shop Flood Control	56

2023-2024

**GENERAL CAPITAL PROJECTS
FIVE YEAR CAPITAL PLAN**

DRAINAGE

PROJ #	PROJECT IDENTIFICATION	BUDGET C/O	FISCAL YEAR					TOTAL 5 YEAR	BEYOND 2028	TOTAL COST	
			23-24	24-25	25-26	26-27	27-28				
250211	Acquisition-ROW/Servitudes	255,665						0		0	
250421	Residential Ditch Closure	1,153,647	375,000	375,000	375,000	375,000	375,000	1,875,000		1,875,000	
250512	Pump Station Repairs	20,374						0		0	
251105	Martin Park/Airview Terrace St & Drng	315,784	(315,784)					(315,784)		(315,784)	
251301	Citywide Drainage Improvements	815,204						0		0	
251802	Hwy 28 West Drainage Canal	1,213,099	(1,213,099)					(1,213,099)		(1,213,099)	
252101	Martin Park Outfall Improvements	6,371	(6,371)					(6,371)		(6,371)	
252203	Willow Glen Drainage	939,795						0		0	
252204	Horseshoe Canal Hardening	2,345,920						0		0	
252205	Chatlain Overflow Structure	11,712,321	1,500,000	1,250,000				2,750,000		2,750,000	
252301	Fairground/Machine Shop Flood Contr	4,345,785						0		0	
Total Drainage			23,123,965	339,746	1,625,000	375,000	375,000	375,000	3,089,746	0	3,089,746

* Project Number to be Assigned
 @ New or Revised Projects
 Projects to be closed

SHEET A 2023-2024/2027-2028 CAPITAL IMPROVEMENTS PROGRAM

PROJECT TITLE: Right of Ways & Servitudes	PROJECT CATEGORY: Drainage
PROJECT NUMBER: 250211	COUNCIL DISTRICT # All
DIVISION: Public Works	DEPARTMENT: Engineering

PROJECT BUDGET

REVENUE BREAKDOWN

REVENUE SOURCES					SALES TAX	TOTAL
PRIOR BDGTS					670,000	670,000
PRIOR EXP					414,335	414,335
BUDGET C/O					255,665	255,665
2023-2024						
2024-2025						
2025-2026						
2026-2027						
2027-2028						
BEYOND 2028						
TOTAL COST					670,000	670,000

EXPENDITURE BREAKDOWN

EXPENDITURE BREAKDOWN	ENGINEERING	TESTING	LAND ACQUISITION	CONSTRUCTION	OTHER	TOTAL
PRIOR BDGTS			645,000		25,000	670,000
2023-2024						
2024-2025						
2025-2026						
2026-2027						
2027-2028						
BEYOND 2028						
TOTAL COST			645,000		25,000	670,000

PROJECT SPECIFICATIONS

PROJECT DESCRIPTION: To purchase right-of-ways or servitudes from property owners for the Street Department.	
PROJECT JUSTIFICATION: Needed to maintain existing ditches in the City's corporate limits.	
PROJECT PRIORITY:	A
START DATE: Ongoing	EST TIME TO COMPLETE: Ongoing
OPERATING BUDGET EFFECT:	
X NONE N/A SEE DETAIL	

SHEET A 2023-2024/2027-2028 CAPITAL IMPROVEMENTS PROGRAM

PROJECT TITLE: Residential Drainage Ditch Closure		PROJECT CATEGORY: Drainage	
PROJECT NUMBER: 250421		COUNCIL DISTRICT # All	
DIVISION: Public Works		DEPARTMENT: Engineering	

PROJECT BUDGET

REVENUE BREAKDOWN

REVENUE SOURCES	SALES TAX	PROPERTY TAX 2018	PROPERTY TAX 2008	LIMITED TAX BONDS 2008	PROPERTY TAX 2003	TOTAL
PRIOR BDGTS	1,500,000	1,722,000	2,437,377	2,553,463	3,258,162	11,471,002
PRIOR EXP	628,015	1,581,107	2,296,608	2,553,463	3,258,162	10,317,355
BUDGET C/O	871,985	140,893	140,769	0	0	1,153,647
2023-2024	375,000					375,000
2024-2025	375,000					375,000
2025-2026	375,000					375,000
2026-2027	375,000					375,000
2027-2028	375,000					375,000
BEYOND 2028						
TOTAL COST	3,375,000	1,722,000	2,437,377	2,553,463	3,258,162	13,346,002

EXPENDITURE BREAKDOWN

EXPENDITURE BREAKDOWN	ENGINEERING	TESTING	LAND ACQUISITION	CONSTRUCTION	OTHER	TOTAL
PRIOR BDGTS	750,000			10,721,002		11,471,002
2023-2024	50,000			325,000		375,000
2024-2025	50,000			325,000		375,000
2025-2026	50,000			325,000		375,000
2026-2027	50,000			325,000		375,000
2027-2028	50,000			325,000		375,000
BEYOND 2028						
TOTAL COST	1,000,000			12,346,002		13,346,002

PROJECT SPECIFICATIONS

PROJECT DESCRIPTION: Closure of drainage ditches within residential areas.	
PROJECT JUSTIFICATION: Included as part of 2003 Property Tax Issue.	
PROJECT PRIORITY:	A
START DATE: Ongoing	EST TIME TO COMPLETE: Ongoing
OPERATING BUDGET EFFECT:	
X NONE	N/A
	SEE DETAIL

SHEET A 2023-2024/2027-2028 CAPITAL IMPROVEMENTS PROGRAM

PROJECT TITLE: Pump Station Repairs	PROJECT CATEGORY: Drainage
PROJECT NUMBER: 250512	COUNCIL DISTRICT # All
DIVISION: Public Works	DEPARTMENT: Engineering

PROJECT BUDGET

REVENUE BREAKDOWN

REVENUE SOURCES					SALES TAX	TOTAL
PRIOR BDGTS					185,000	185,000
PRIOR EXP					164,626	164,626
BUDGET C/O					20,374	20,374
2023-2024						
2024-2025						
2025-2026						
2026-2027						
2027-2028						
BEYOND 2028						
TOTAL COST					185,000	185,000

EXPENDITURE BREAKDOWN

EXPENDITURE BREAKDOWN	ENGINEERING	TESTING	LAND ACQUISITION	CONSTRUCTION	OTHER	TOTAL
PRIOR BDGTS				185,000		185,000
2023-2024						
2024-2025						
2025-2026						
2026-2027						
2027-2028						
BEYOND 2028						
TOTAL COST				185,000		185,000

PROJECT SPECIFICATIONS

PROJECT DESCRIPTION:	
Needed repairs to existing pump stations.	
PROJECT JUSTIFICATION:	
The City has numerous pump stations and in lieu of having individual projects for making repairs to our pump stations this account is established.	
PROJECT PRIORITY:	A
START DATE: On Going	EST TIME TO COMPLETE: On Going
OPERATING BUDGET EFFECT:	
X	NONE
N/A	SEE DETAIL

SHEET A 2023-2024/2027-2028 CAPITAL IMPROVEMENTS PROGRAM

PROJECT TITLE: Martin Park/Airview Terrace Street & Drainage	PROJECT CATEGORY: Drainage
PROJECT NUMBER: 251105	COUNCIL DISTRICT # 2
DIVISION: Public Works	DEPARTMENT: Engineering

PROJECT BUDGET

REVENUE BREAKDOWN

REVENUE SOURCES				SALES TAX	PROPERTY TAX 2008	TOTAL
PRIOR BDGTS				108,154	591,228	699,382
PRIOR EXP				103,933	279,665	383,598
BUDGET C/O				4,221	311,563	315,784
2023-2024				(4,221)	(311,563)	(315,784)
2024-2025						
2025-2026						
2026-2027						
2027-2028						
BEYOND 2028						
TOTAL COST				103,933		383,598

EXPENDITURE BREAKDOWN

EXPENDITURE BREAKDOWN	ENGINEERING	TESTING	LAND ACQUISITION	CONSTRUCTION	OTHER	TOTAL
PRIOR BDGTS				699,382		699,382
2023-2024				(315,784)		(315,784)
2024-2025						
2025-2026						
2026-2027						
2027-2028						
BEYOND 2028						
TOTAL COST				383,598		383,598

PROJECT SPECIFICATIONS

PROJECT DESCRIPTION: Provide relief structures through existing at rear of Martin Park Subdivision, and replacement of deteriorated corrugated metal pipe within drainage easement between Martin Park and Airview Terrace subdivisions.	
PROJECT JUSTIFICATION: Help prevent home flooding in the area of Spencer Street.	
PROJECT PRIORITY:	A
START DATE: 2019	EST TIME TO COMPLETE: 2 Years
OPERATING BUDGET EFFECT:	
X	NONE
N/A	SEE DETAIL

SHEET A 2023-2024/2027-2028 CAPITAL IMPROVEMENTS PROGRAM

PROJECT TITLE: Citywide Drainage Improvements		PROJECT CATEGORY: Drainage	
PROJECT NUMBER: 251301		COUNCIL DISTRICT # All	
DIVISION: Public Works		DEPARTMENT: Engineering	

PROJECT BUDGET

REVENUE BREAKDOWN

REVENUE SOURCES					SALES TAX	TOTAL
PRIOR BDGTS					900,000	900,000
PRIOR EXP					84,796	84,796
BUDGET C/O					815,204	815,204
2023-2024						
2024-2025						
2025-2026						
2026-2027						
2027-2028						
BEYOND 2028						
TOTAL COST					900,000	900,000

EXPENDITURE BREAKDOWN

EXPENDITURE BREAKDOWN	ENGINEERING	TESTING	LAND ACQUISITION	CONSTRUCTION	OTHER	TOTAL
PRIOR BDGTS					900,000	900,000
2023-2024						
2024-2025						
2025-2026						
2026-2027						
2027-2028						
BEYOND 2028						
TOTAL COST				0	900,000	900,000

PROJECT SPECIFICATIONS

PROJECT DESCRIPTION:	
PROJECT JUSTIFICATION:	
PROJECT PRIORITY:	A
START DATE: Ongoing	EST TIME TO COMPLETE: Ongoing
OPERATING BUDGET EFFECT:	
X	NONE
N/A	SEE DETAIL

SHEET A 2023-2024/2027-2028 CAPITAL IMPROVEMENTS PROGRAM

PROJECT TITLE: Hwy 28 West Drainage Canal	PROJECT CATEGORY: Drainage
PROJECT NUMBER: 251802	COUNCIL DISTRICT # 1,5
DIVISION: Public Works	DEPARTMENT: Engineering

PROJECT BUDGET

REVENUE BREAKDOWN

REVENUE SOURCES					SALES TAX	TOTAL
PRIOR BDGTS					1,225,000	1,225,000
PRIOR EXP					11,901	11,901
BUDGET C/O					1,213,099	1,213,099
2023-2024					(1,213,099)	(1,213,099)
2024-2025						
2025-2026						
2026-2027						
2027-2028						
BEYOND 2028						
TOTAL COST					11,901	11,901

EXPENDITURE BREAKDOWN

EXPENDITURE BREAKDOWN	ENGINEERING	TESTING	LAND ACQUISITION	CONSTRUCTION	OTHER	TOTAL
PRIOR BDGTS				1,225,000		1,225,000
2023-2024				(1,213,099)		(1,213,099)
2024-2025						
2025-2026						
2026-2027						
2027-2028						
BEYOND 2028						
TOTAL COST				11,901		11,901

PROJECT SPECIFICATIONS

PROJECT DESCRIPTION: Construction of an earthen ditch approximately 8,000 feet long, varying in width from 8' to 20' and in depth from 6' to 14'. It will proceed from The Meadows to the Diversion Canal.	
PROJECT JUSTIFICATION: This will provide outfall for the development of roughly 330 acres for residential and commercial use.	
PROJECT PRIORITY:	A
START DATE: 2021	EST TIME TO COMPLETE: 2 Years
OPERATING BUDGET EFFECT:	
<input checked="" type="checkbox"/> X <input type="checkbox"/> NONE <input type="checkbox"/> N/A <input type="checkbox"/> SEE DETAIL	

SHEET A 2023-2024/2027-2028 CAPITAL IMPROVEMENTS PROGRAM

PROJECT TITLE: Martin Park Outfall Improvements	PROJECT CATEGORY: Drainage
PROJECT NUMBER: 252101	COUNCIL DISTRICT # 2
DIVISION: Public Works	DEPARTMENT: Engineering

PROJECT BUDGET

REVENUE BREAKDOWN

REVENUE SOURCES					SALES TAX	TOTAL
PRIOR BDGTS					515,000	515,000
PRIOR EXP					508,629	508,629
BUDGET C/O					6,371	6,371
2023-2024					(6,371)	(6,371)
2024-2025						
2025-2026						
2026-2027						
2027-2028						
BEYOND 2028						
TOTAL COST					508,629	508,629

EXPENDITURE BREAKDOWN

EXPENDITURE BREAKDOWN	ENGINEERING	TESTING	LAND ACQUISITION	CONSTRUCTION	OTHER	TOTAL
PRIOR BDGTS				515,000		515,000
2023-2024				(6,371)		(6,371)
2024-2025						
2025-2026						
2026-2027						
2027-2028						
BEYOND 2028						
TOTAL COST				508,629		508,629

PROJECT SPECIFICATIONS

PROJECT DESCRIPTION:

Construction of a gravity-flow, back-water flood control structure.

PROJECT JUSTIFICATION:

With current configuration, all runoff from the watershed must be pumped out of the subdivision. This structure will allow for gravity flow of runoff out of the system until backwater necessitates the use of pumps.

PROJECT PRIORITY:

A

START DATE: 2022

EST TIME TO COMPLETE: 1 Year

OPERATING BUDGET EFFECT:

X

NONE

N/A

SEE DETAIL

SHEET A 2023-2024/2027-2028 CAPITAL IMPROVEMENTS PROGRAM

PROJECT TITLE: Willow Glen Drainage	PROJECT CATEGORY: Drainage
PROJECT NUMBER: 252203	COUNCIL DISTRICT # 3
DIVISION: Public Works	DEPARTMENT: Engineering

PROJECT BUDGET

REVENUE BREAKDOWN

REVENUE SOURCES					PROPERTY TAX 2018	TOTAL
PRIOR BDGTS					1,000,000	1,000,000
PRIOR EXP					60,205	60,205
BUDGET C/O					939,795	939,795
2023-2024						
2024-2025						
2025-2026						
2026-2027						
2027-2028						
BEYOND 2028						
TOTAL COST					939,795	1,000,000

EXPENDITURE BREAKDOWN

EXPENDITURE BREAKDOWN	ENGINEERING	TESTING	LAND ACQUISITION	CONSTRUCTION	OTHER	TOTAL
PRIOR BDGTS					1,000,000	1,000,000
2023-2024						
2024-2025						
2025-2026						
2026-2027						
2027-2028						
BEYOND 2028						
TOTAL COST				0	1,000,000	1,000,000

PROJECT SPECIFICATIONS

PROJECT DESCRIPTION:

Enhance the drainage system in Willow Glen Road to prevent flooding during moderate to extensive rainfall events.

PROJECT JUSTIFICATION:

The Fairfield and Machine Shop Addition Subdivision is a low lying area along Willow Glen corridor that is protected from flooding by a storm water pump station when flow in the Chatlin Lake Canal does not allow gravity drainage. This project will enhance the infrastructure by increasing the subsurface drainage system and construct an additional pump station to supplement the existing.

PROJECT PRIORITY:

A

START DATE:

2024

EST TIME TO COMPLETE: 1 Year

OPERATING BUDGET EFFECT:

X

NONE

N/A

SEE DETAIL

SHEET A 2023-2024/2027-2028 CAPITAL IMPROVEMENTS PROGRAM

PROJECT TITLE: Horseshoe Canal Hardening		PROJECT CATEGORY: Drainage	
PROJECT NUMBER: 252204		COUNCIL DISTRICT # 2,4	
DIVISION: Public Works		DEPARTMENT: Engineering	

PROJECT BUDGET

REVENUE BREAKDOWN

REVENUE SOURCES				STATE	SALES TAX	TOTAL
PRIOR BDGTS				2,124,000	379,000	2,503,000
PRIOR EXP				59,094	97,986	157,080
BUDGET C/O				2,064,906	281,014	2,345,920
2023-2024						
2024-2025						
2025-2026						
2026-2027						
2027-2028						
BEYOND 2028						
TOTAL COST				2,124,000	379,000	2,503,000

EXPENDITURE BREAKDOWN

EXPENDITURE BREAKDOWN	ENGINEERING	TESTING	LAND ACQUISITION	CONSTRUCTION	OTHER	TOTAL
PRIOR BDGTS				2,503,000		2,503,000
2023-2024						
2024-2025						
2025-2026						
2026-2027						
2027-2028						
BEYOND 2028						
TOTAL COST				2,503,000		2,503,000

PROJECT SPECIFICATIONS

PROJECT DESCRIPTION:

Construction of an additional 10' X 10' Reinforced Concrete Box (RCB) Culvert for the Horseshoe Canal at the US 165 (Masonic Drive) crossing.

PROJECT JUSTIFICATION:

The additional RCB will alleviate a restricted opening that has created a 2'+ water surface differential at the crossing. This relief will prevent flooding of some of the housing in the Camellia Place and Cherokee Village Subdivisions. This project is eligible for HUD funding through the State of Louisiana.

PROJECT PRIORITY:

A

START DATE: 2024

EST TIME TO COMPLETE: 1 Year

OPERATING BUDGET EFFECT:

X

NONE

N/A

SEE DETAIL

SHEET A 2023-2024/2027-2028 CAPITAL IMPROVEMENTS PROGRAM

PROJECT TITLE: Chatlain Overflow Structure		PROJECT CATEGORY: Drainage	
PROJECT NUMBER: 252205		COUNCIL DISTRICT # All	
DIVISION: Public Works		DEPARTMENT: Engineering	

PROJECT BUDGET

REVENUE BREAKDOWN

REVENUE SOURCES			PROPERTY TAX 2018	STATE	SALES TAX	TOTAL
PRIOR BDGTS			1,500,000	10,000,000	750,000	12,250,000
PRIOR EXP				165,709	371,970	537,679
BUDGET C/O			1,500,000	9,834,291	378,030	11,712,321
2023-2024			600,000		900,000	1,500,000
2024-2025			1,250,000			1,250,000
2025-2026						
2026-2027						
2027-2028						
BEYOND 2028						
TOTAL COST			3,350,000	10,000,000	1,650,000	15,000,000

EXPENDITURE BREAKDOWN

EXPENDITURE BREAKDOWN	ENGINEERING	TESTING	LAND ACQUISITION	CONSTRUCTION	OTHER	TOTAL
PRIOR BDGTS				12,250,000		12,250,000
2023-2024				1,500,000		1,500,000
2024-2025				1,250,000		1,250,000
2025-2026						
2026-2027						
2027-2028						
BEYOND 2028						
TOTAL COST				15,000,000		15,000,000

PROJECT SPECIFICATIONS

PROJECT DESCRIPTION:

Construction of an Overflow Relief Structure from Chatlain Lake Canal to the Red River.

PROJECT JUSTIFICATION:

During heavy or extended rainfall events, the interior drainage system of the City does not have the capacity to convey the runoff from the rainfall. This lack of capacity results in flooding in several of the low lying areas of South Alexandria resulting in substantial damage. This Overflow Structure will allow the conveyance of runoff from the interior to the Red River. This project is eligible for HUD funding through the State of Louisiana.

PROJECT PRIORITY:

A

START DATE: 2025

EST TIME TO COMPLETE: 1 Year

OPERATING BUDGET EFFECT:

X

NONE

N/A

SEE DETAIL

SHEET A 2023-2024/2027-2028 CAPITAL IMPROVEMENTS PROGRAM

PROJECT TITLE: Fairground/Machine Shop Flood Control	PROJECT CATEGORY: Drainage
PROJECT NUMBER: 252301	COUNCIL DISTRICT # 2
DIVISION: Public Works	DEPARTMENT: Engineering

PROJECT BUDGET

REVENUE BREAKDOWN

REVENUE SOURCES	PROPERTY TAX 2018	STATE	SALES TAX	TOTAL
PRIOR BDGTS	500,000	4,000,000		4,500,000
PRIOR EXP	154,215			154,215
BUDGET C/O	345,785	4,000,000	0	4,345,785
2023-2024				
2024-2025				
2025-2026				
2026-2027				
2027-2028				
BEYOND 2028				
TOTAL COST	500,000	4,000,000	0	4,500,000

EXPENDITURE BREAKDOWN

EXPENDITURE BREAKDOWN	ENGINEERING	TESTING	LAND ACQUISITION	CONSTRUCTION	OTHER	TOTAL
PRIOR BDGTS						0
2023-2024				4,500,000		4,500,000
2024-2025						
2025-2026						
2026-2027						
2027-2028						
BEYOND 2028						
TOTAL COST				4,500,000		4,500,000

PROJECT SPECIFICATIONS

PROJECT DESCRIPTION:

This project will supplement the existing subsurface system currently serving this watershed. The City Engineer's Office submitted an application with the Statewide Flood Control Program for funding these improvements. Improvements to include additional surface collection, subsurface conveyance, additional pumps and power generation for back-up power supply.

PROJECT JUSTIFICATION:

This subdivision was constructed in a low-lying area served by the Chatlin Lake Canal. Previous drainage improvements were designed and constructed to accommodate a 25-year design storm. In the past 15 years, there have been four storm events that have caused significant flooding and damage of residential property in this neighborhood. The proposed improvements will safeguard the neighborhood to a 100-year design storm event.

PROJECT PRIORITY:

A

START DATE: 2025

EST TIME TO COMPLETE: 2 Years

OPERATING BUDGET EFFECT:

X

NONE

N/A

SEE DETAIL

2023-2024/2027-2028 CAPITAL IMPROVEMENTS BUDGET

TABLE OF CONTENTS

STREETS

		PAGE
268823	Street, Drainage, Sidewalk Repairs	60
269007	Sugarhouse Road - Phase 1	61
269801	Jackson St at Horseshoe Drive	62
260507	Aerial Photography	63
260604	North Mall-North to Sterkx	64
260608	Land Acquisitions	65
261002	Traffic Signals Renovations	66
261203	Masonic Corridor Ph 2	67
261302	Directional Signage & Striping	68
261603	Industrial Park Road Reconstruction	69
261801	N. 16th Street Bridge Replacement	70
262001	England Drive Sidewalks	71
262002	Third Street/Rapides Ave Reconstruction	72
262004	Street Surface Assessment	73
262201	Elliott Street Reconstruction	74
262301	MPO Asphaltic Street Rehab	75
262302	Foisy Street Reconstruction	76
262303	Alexandria Bike/Pedestrian Plan	77
262304	Bryn Mawr Bridge Replacement	78
*	Heyman Lane Bridge	79
*	Versailles Boulevard Roundabouts	80
*	Tulane Bridge Replacement	81
*	6th Street Reconstruction	82
*	Olcutt Street Reconstruction	83

2023-2024

**COMBINED CAPITAL PROJECTS
SOURCES OF FUNDING SUMMARY**

STREETS

PROJECT IDENTIFICATION	SALES TAXES	AD VAL TAX- 14	AD VAL TAX- 18	FEDERAL FUNDS	STATE FUNDS	UTILITY FUND	OTHER	TOTALS
Street, Drain, Sidewalk Repr	500,000							500,000
Jackson St at Horseshoe Drive	(37,819)							(37,819)
Aerial Photography	15,000							15,000
North Mall-North to Sterkx	(262,992)							(262,992)
Traffic Signal Renovations	25,000							25,000
Directional Signage Imp	100,000							100,000
Industrial Park Road Reconstruction	(10,634)							(10,634)
Street Surface Assessment	25,000							25,000
Elliott Street Reconstruction	510,000							510,000
Foisy Street Reconstruction	825,000			3,300,000				4,125,000
<hr/>								
Total Streets	1,688,555	0	0	3,300,000	0	0	0	4,988,555
<hr/>								

2023-2024

GENERAL CAPITAL PROJECTS
FIVE YEAR CAPITAL PLAN

STREETS

PROJ #	PROJECT IDENTIFICATION	BUDGET C/O	FISCAL YEAR					TOTAL 5 YEAR	BEYOND 2028	TOTAL COST	
			23-24	24-25	25-26	26-27	27-28				
268823	Street, Drainage, Sidewalk Repairs	752,263	500,000	500,000	500,000	500,000	500,000	2,500,000		2,500,000	
269007	Sugarhouse Road - Phase 1	8,936,812						0	3,500,000	3,500,000	
269801	Jackson St at Horseshoe Drive	758,116	(37,819)					(37,819)		(37,819)	
260507	Aerial Photography	122,134	15,000	15,000	15,000	15,000	15,000	75,000		75,000	
260604	North Mall-North to Sterkx	262,992	(262,992)					(262,992)		(262,992)	
260608	Land Acquisitions	263,359		50,000				50,000		50,000	
261002	Traffic Signals Renovations	169,982	25,000	25,000	25,000	25,000	25,000	125,000		125,000	
261203	Masonic Corridor Ph 2	938,893						0		0	
261302	Directional Signage & Striping	452,214	100,000	100,000	100,000	100,000	100,000	500,000		500,000	
261603	Industrial Park Road Reconstruction	109,343	(10,634)					(10,634)		(10,634)	
261801	N. 16th Street Bridge Replacement	103,708						0		0	
262001	England Drive Sidewalks	262,500						0		0	
262002	Third Street/Rapides Ave Reconstructi	796,779						0		0	
262004	Street Surface Assessment	602	25,000					25,000		25,000	
262201	Elliott Street Reconstruction	1,843,674	510,000					510,000		510,000	
262301	MPO Asphaltic Street Rehab	4,900,000						0		0	
262302	Foisy Street Reconstruction	500,000	4,125,000					4,125,000		4,125,000	
262303	Alexandria Bike/Pedestrian Plan	319,533						0		0	
262304	Bryn Mawr Bridge Replacement	550,000						0		0	
*	Heyman Lane Bridge							0	1,320,000	1,320,000	
*	Versailles Boulevard Roundabouts							0	960,000	960,000	
*	Tulane Bridge Replacement							0	1,850,000	1,850,000	
*	6th Street Reconstruction							0	960,000	960,000	
*	Olcutt Street Reconstruction							0	425,000	425,000	
Total Streets			22,042,904	4,988,555	690,000	640,000	640,000	640,000	7,598,555	9,015,000	16,613,555

- * Project Number to be Assigned
- @ New or Revised Projects
- Projects to be closed

SHEET A 2023-2024/2027-2028 CAPITAL IMPROVEMENTS PROGRAM

PROJECT TITLE: Street, Drainage, Sidewalk & Other Improvements	PROJECT CATEGORY: Streets
PROJECT NUMBER: 268823	COUNCIL DISTRICT # All
DIVISION: Public Works	DEPARTMENT: Engineering

PROJECT BUDGET

REVENUE BREAKDOWN

REVENUE SOURCES	PROPERTY TAX - 2018	SALES TAX BONDS 2008	PROPERTY TAX - 2008	SALES TAX	SALES TAX BONDS	TOTAL
PRIOR BDGTS	2,271,457	1,334,273	724,400	8,120,372	469,245	12,919,747
PRIOR EXP	2,020,461	1,334,273	724,400	7,619,105	469,245	12,167,484
BUDGET C/O	250,996	0	0	501,267	0	752,263
2023-2024				500,000		500,000
2024-2025				500,000		500,000
2025-2026				500,000		500,000
2026-2027				500,000		500,000
2027-2028				500,000		500,000
BEYOND 2028						
TOTAL COST	2,271,457	1,334,273	724,400	10,620,372	469,245	15,419,747

EXPENDITURE BREAKDOWN

EXPENDITURE BREAKDOWN	ENGINEERING	TESTING	LAND ACQUISITION	CONSTRUCTION	OTHER	TOTAL
PRIOR BDGTS	183,000	27,500		12,673,247	36,000	12,919,747
2023-2024				500,000		500,000
2024-2025				500,000		500,000
2025-2026				500,000		500,000
2026-2027				500,000		500,000
2027-2028				500,000		500,000
BEYOND 2028						
TOTAL COST	183,000	27,500	0	15,173,247	36,000	15,419,747

PROJECT SPECIFICATIONS

PROJECT DESCRIPTION:
Repairs to street, drainage and sidewalk infrastructure which have failed and need to be repaired.

PROJECT JUSTIFICATION:
To alleviate deteriorated street conditions.

PROJECT PRIORITY: A

START DATE: On Going **EST TIME TO COMPLETE:** As Needed

OPERATING BUDGET EFFECT:

X
 NONE
 N/A
 SEE DETAIL

SHEET A 2023-2024/2027-2028 CAPITAL IMPROVEMENTS PROGRAM

PROJECT TITLE: Sugarhouse Road Phase 1	PROJECT CATEGORY: Streets
PROJECT NUMBER: 269007	COUNCIL DISTRICT # 3
DIVISION: Public Works	DEPARTMENT: Engineering

PROJECT BUDGET

REVENUE BREAKDOWN

REVENUE SOURCES	SALES TAX	STATE FUNDS	PROPERTY TAX 2008	UTILITY FUNDS	SALES TAX BONDS 2008	TOTAL
PRIOR BDGTS	2,603,056	7,200,000	1,488,891	953,713	1,569,376	13,815,036
PRIOR EXP	1,104,521		1,488,891	715,436	1,569,376	4,878,224
BUDGET C/O	1,498,535	7,200,000	0	238,277	0	8,936,812
2023-2024						
2024-2025						
2025-2026						
2026-2027						
2027-2028						
BEYOND 2028	700,000	2,800,000				3,500,000
TOTAL COST	3,303,056	10,000,000	1,488,891	953,713	1,569,376	17,315,036

EXPENDITURE BREAKDOWN

EXPENDITURE BREAKDOWN	ENGINEERING	TESTING	LAND ACQUISITION	CONSTRUCTION	OTHER	TOTAL
PRIOR BDGTS	457,903	7,863	624,796	12,625,710	98,764	13,815,036
2023-2024						
2024-2025						
2025-2026						
2026-2027						
2027-2028						
BEYOND 2028				3,500,000		3,500,000
TOTAL COST	457,903	7,863	624,796	16,125,710	98,764	17,315,036

PROJECT SPECIFICATIONS

PROJECT DESCRIPTION:

Construct two traffic lanes measuring 12' wide with 10' and 8' shoulders along with necessary street and drainage appurtenances from the relocation of New York Ave. (La. 1208-1) along Sugarhouse Road towards Bayou Hynson approximately 1100 linear feet past Lincoln Road.

PROJECT JUSTIFICATION:

Drainage improvements are needed to accommodate the required drainage for the relocation of New York Ave. (La. 1208-1) since our existing drainage facilities will be unable to handle the increased design flow from La 1208-1 to Bayou Hynson. The Master Street Plan indicates a proposed street improvement connecting MacArthur Drive To La. Highway 1. By implementing the Master Street Plan we will not only construct a proposed street improvement but also construct drainage improvements which are shown on the Master Drainage Plan.

PROJECT PRIORITY:

A

START DATE:

2026

EST TIME TO COMPLETE: 2 Years

OPERATING BUDGET EFFECT:

X

NONE

N/A

SEE DETAIL

SHEET A 2023-2024/2027-2028 CAPITAL IMPROVEMENTS PROGRAM

PROJECT TITLE: Jackson Street at Horseshoe Drive	PROJECT CATEGORY: Streets
PROJECT NUMBER: 269801	COUNCIL DISTRICT # 4 & 5
DIVISION: Public Works	DEPARTMENT: Engineering

PROJECT BUDGET

REVENUE BREAKDOWN

REVENUE SOURCES	UTILITY FUNDS	SALES TAX	FEDERAL FUNDS	TOTAL
PRIOR BDGTS	330,000	727,000	890,000	1,947,000
PRIOR EXP	50,444	689,181	449,259	1,188,884
BUDGET C/O	330,000	727,000	440,741	758,116
2023-2024		(37,819)		(37,819)
2024-2025				
2025-2026				
2026-2027				
2027-2028				
BEYOND 2028				
TOTAL COST	330,000	689,181	890,000	1,909,181

EXPENDITURE BREAKDOWN

EXPENDITURE BREAKDOWN	ENGINEERING	TESTING	LAND ACQUISITION	CONSTRUCTION	OTHER	TOTAL
PRIOR BDGTS	126,000	3,500	180,500	1,622,000	15,000	1,947,000
2023-2024				(37,819)		(37,819)
2024-2025						
2025-2026						
2026-2027						
2027-2028						
BEYOND 2028						
TOTAL COST	126,000	3,500	180,500	1,584,181	15,000	1,909,181

PROJECT SPECIFICATIONS

PROJECT DESCRIPTION:

Installation of 8" concrete pavement with curb, reinforce concrete pipe, catch basins, traffic control devices and all required street and drainage appurtenances at the intersection of Jackson Street and Horseshoe Drive.

PROJECT JUSTIFICATION:

Reconstruct the intersection of Jackson Street and Horseshoe Drive due to increase traffic flow. Horseshoe Drive to be widen from two lanes to three lanes, Twin Bridges Road from two lanes to three lanes, Jackson Street from four lanes to five lanes and Lodi Road from two lanes to four lanes.

PROJECT PRIORITY:

A

START DATE: 2022

EST TIME TO COMPLETE: 2 Years

OPERATING BUDGET EFFECT:

X

NONE

N/A

SEE DETAIL

SHEET A 2023-2024/2027-2028 CAPITAL IMPROVEMENTS PROGRAM

PROJECT TITLE: Aerial Photography	PROJECT CATEGORY: Streets
PROJECT NUMBER: 260507	COUNCIL DISTRICT # All
DIVISION: Public Works	DEPARTMENT: Engineering

PROJECT BUDGET

REVENUE BREAKDOWN

REVENUE SOURCES					SALES TAX	TOTAL
PRIOR BDGTS					395,000	395,000
PRIOR EXP					272,866	272,866
BUDGET C/O					122,134	122,134
2023-2024					15,000	15,000
2024-2025					15,000	15,000
2025-2026					15,000	15,000
2026-2027					15,000	15,000
2027-2028					15,000	15,000
BEYOND 2028						
TOTAL COST					470,000	470,000

EXPENDITURE BREAKDOWN

EXPENDITURE BREAKDOWN	ENGINEERING	TESTING	LAND ACQUISITION	CONSTRUCTION	OTHER	TOTAL
PRIOR BDGTS					395,000	395,000
2023-2024					15,000	15,000
2024-2025					15,000	15,000
2025-2026					15,000	15,000
2026-2027					15,000	15,000
2027-2028					15,000	15,000
BEYOND 2028						
TOTAL COST					470,000	470,000

PROJECT SPECIFICATIONS

PROJECT DESCRIPTION:	
Aerial photos of the City in computer files.	
PROJECT JUSTIFICATION:	
The City is involved with numerous Capital Projects. The use of current aerial photos, in computer files, assist the City in determining the scope of proposed projects and a visual map that provides the concept of the proposed improvements before the project is actually designed.	
PROJECT PRIORITY: A	
START DATE: On Going	EST TIME TO COMPLETE: On Going
OPERATING BUDGET EFFECT:	
X	NONE
N/A	SEE DETAIL

SHEET A 2023-2024/2027-2028 CAPITAL IMPROVEMENTS PROGRAM

PROJECT TITLE: North Mall - North Boulevard to Sterkx Road	PROJECT CATEGORY: Streets
PROJECT NUMBER: 260604	COUNCIL DISTRICT # 4
DIVISION: Public Works	DEPARTMENT: Engineering

PROJECT BUDGET

REVENUE BREAKDOWN

REVENUE SOURCES	PROPERTY TAX 2008	SALES TAX BONDS 2008	UTILITY FUNDS	SALES TAX	SALES TAX BONDS 2004	TOTAL
PRIOR BDGTS	137,760	12,240		457,132	2,868	610,000
PRIOR EXP		12,240		331,900	2,868	347,008
BUDGET C/0	137,760	0		125,232	0	262,992
2023-2024	(137,760)			(125,232)		(262,992)
2024-2025						
2025-2026						
2026-2027						
2027-2028						
BEYOND 2028						0
TOTAL COST	0	12,240		331,900	2,868	347,008

EXPENDITURE BREAKDOWN

EXPENDITURE BREAKDOWN	ENGINEERING	TESTING	LAND ACQUISITION	CONSTRUCTION	OTHER	TOTAL
PRIOR BDGTS	385,000		225,000			610,000
2023-2024	(262,992)					(262,992)
2024-2025						
2025-2026						
2026-2027						
2027-2028						
BEYOND 2028						0
TOTAL COST	122,008		225,000	0		347,008

PROJECT SPECIFICATIONS

PROJECT DESCRIPTION: Widen North Mall Drive from Sterkx Road to North Boulevard by adding additional travel lanes and improved radii.	
PROJECT JUSTIFICATION: The traffic from I-49 to the mall and area businesses has increased. North Mall from Lee Street to Sterkx Road is under construction to widen to improve the flow of traffic.	
PROJECT PRIORITY:	A
START DATE: N/A	EST TIME TO COMPLETE: 1 Year
OPERATING BUDGET EFFECT:	
X NONE	N/A SEE DETAIL

SHEET A 2023-2024/2027-2028 CAPITAL IMPROVEMENTS PROGRAM

PROJECT TITLE: Land Acquisitions	PROJECT CATEGORY: Streets
PROJECT NUMBER: 260608	COUNCIL DISTRICT # All
DIVISION: Public Works	DEPARTMENT: Engineering

PROJECT BUDGET

REVENUE BREAKDOWN

REVENUE SOURCES					SALES TAX	TOTAL
PRIOR BDGTS					1,264,000	1,264,000
PRIOR EXP					1,000,641	1,000,641
BUDGET C/0					263,359	263,359
2023-2024						
2024-2025					50,000	50,000
2025-2026						
2026-2027						
2027-2028						
BEYOND 2028						
TOTAL COST					1,314,000	1,314,000

EXPENDITURE BREAKDOWN

EXPENDITURE BREAKDOWN	ENGINEERING	TESTING	LAND ACQUISITION	CONSTRUCTION	OTHER	TOTAL
PRIOR BDGTS			1,264,000			1,264,000
2023-2024						
2024-2025			50,000			50,000
2025-2026						
2026-2027						
2027-2028						
BEYOND 2028						
TOTAL COST			1,314,000			1,314,000

PROJECT SPECIFICATIONS

PROJECT DESCRIPTION: Purchase right-of-way for various City projects.	
PROJECT JUSTIFICATION: With construction of new projects and improvements to existing infrastructure, these funds can be readily accessible to aid in speeding the design and construction of these improvements.	
PROJECT PRIORITY:	A
START DATE: Ongoing	EST TIME TO COMPLETE: Ongoing
OPERATING BUDGET EFFECT:	
X NONE	N/A SEE DETAIL

SHEET A 2023-2024/2027-2028 CAPITAL IMPROVEMENTS PROGRAM

PROJECT TITLE: Traffic Signal Renovations	PROJECT CATEGORY: Streets
PROJECT NUMBER: 261002	COUNCIL DISTRICT # All
DIVISION: Public Works	DEPARTMENT: Engineering

PROJECT BUDGET

REVENUE BREAKDOWN

REVENUE SOURCES					SALES TAX	TOTAL
PRIOR BDGTS					751,700	751,700
PRIOR EXP					581,718	581,718
BUDGET C/O					169,982	169,982
2023-2024					25,000	25,000
2024-2025					25,000	25,000
2025-2026					25,000	25,000
2026-2027					25,000	25,000
2027-2028					25,000	25,000
BEYOND 2028						
TOTAL COST					876,700	876,700

EXPENDITURE BREAKDOWN

EXPENDITURE BREAKDOWN	ENGINEERING	TESTING	LAND ACQUISITION	CONSTRUCTION	OTHER	TOTAL
PRIOR BDGTS					751,700	751,700
2023-2024					25,000	25,000
2024-2025					25,000	25,000
2025-2026					25,000	25,000
2026-2027					25,000	25,000
2027-2028					25,000	25,000
BEYOND 2028						
TOTAL COST					876,700	876,700

PROJECT SPECIFICATIONS

PROJECT DESCRIPTION:

Renovate traffic signals with controllers, LEDs, cameras, and other related traffic control devices.

PROJECT JUSTIFICATION:

Many of existing signal controllers are in need of updating. The LED retrofit will save on maintenance labor as well as energy use. The cameras replace troublesome ground loops as traffic detectors.

PROJECT PRIORITY:

A

START DATE:

Ongoing

EST TIME TO COMPLETE:

Ongoing

OPERATING BUDGET EFFECT:

X

NONE

N/A

SEE DETAIL

SHEET A 2023-2024/2027-2028 CAPITAL IMPROVEMENTS PROGRAM

PROJECT TITLE: Masonic Drive Corridor Improvements Ph 2	PROJECT CATEGORY: Streets
PROJECT NUMBER: 261203	COUNCIL DISTRICT # 4
DIVISION: Public Works	DEPARTMENT: Engineering

PROJECT BUDGET

REVENUE BREAKDOWN

REVENUE SOURCES	STATE FUNDS	SALES TAX BONDS 2008	SALES TAX	TOTAL
PRIOR BDGTS	1,796,600	9,000	481,000	2,286,600
PRIOR EXP	966,563	9,000	372,144	1,347,707
BUDGET C/O	830,037	0	108,856	938,893
2023-2024				
2024-2025				
2025-2026				
2026-2027				
2027-2028				
BEYOND 2028				
TOTAL COST	1,796,600	9,000	108,856	2,286,600

EXPENDITURE BREAKDOWN

EXPENDITURE BREAKDOWN	ENGINEERING	TESTING	LAND ACQUISITION	CONSTRUCTION	OTHER	TOTAL
PRIOR BDGTS				2,286,600		2,286,600
2023-2024						
2024-2025						
2025-2026						
2026-2027						
2027-2028						
BEYOND 2028						
TOTAL COST				2,286,600	0	2,286,600

PROJECT SPECIFICATIONS

PROJECT DESCRIPTION: Sidewalk additions from Texas Avenue to the Service Road near the South Circle.	
PROJECT JUSTIFICATION: Improve safety for pedestrians along the Masonic Drive commercial corridor.	
PROJECT PRIORITY:	A
START DATE: 2020	EST TIME TO COMPLETE: 1 Year
OPERATING BUDGET EFFECT:	
X	NONE
	N/A
	SEE DETAIL

SHEET A 2023-2024/2027-2028 CAPITAL IMPROVEMENTS PROGRAM

PROJECT TITLE: Directional Signage & Striping	PROJECT CATEGORY: Streets
PROJECT NUMBER: 261302	COUNCIL DISTRICT # All
DIVISION: Public Works	DEPARTMENT: Engineering

PROJECT BUDGET

REVENUE BREAKDOWN

REVENUE SOURCES				SALES TAX BONDS 2008	SALES TAX	TOTAL
PRIOR BDGTS				16,741	1,048,259	1,065,000
PRIOR EXP				16,741	597,963	614,704
BUDGET C/O				0	450,296	450,296
2023-2024					100,000	100,000
2024-2025					100,000	100,000
2025-2026					100,000	100,000
2026-2027					100,000	100,000
2027-2028					100,000	100,000
BEYOND 2028						
TOTAL COST				16,741	1,548,259	1,565,000

EXPENDITURE BREAKDOWN

EXPENDITURE BREAKDOWN	ENGINEERING	TESTING	LAND ACQUISITION	CONSTRUCTION	OTHER	TOTAL
PRIOR BDGTS					1,065,000	1,065,000
2023-2024					100,000	100,000
2024-2025					100,000	100,000
2025-2026					100,000	100,000
2026-2027					100,000	100,000
2027-2028					100,000	100,000
BEYOND 2028						
TOTAL COST					1,565,000	1,565,000

PROJECT SPECIFICATIONS

PROJECT DESCRIPTION:

Improve signage and striping for vehicular traffic throughout the City.

PROJECT JUSTIFICATION:

Assist in directing citizens to points of interest such as cultural activities.

PROJECT PRIORITY:

A

START DATE:

Ongoing

EST TIME TO COMPLETE:

Ongoing

OPERATING BUDGET EFFECT:

X

NONE

N/A

SEE DETAIL

SHEET A 2023-2024/2027-2028 CAPITAL IMPROVEMENTS PROGRAM

PROJECT TITLE: Industrial Park Road Reconstruction	PROJECT CATEGORY: Streets
PROJECT NUMBER: 261603	COUNCIL DISTRICT # 1
DIVISION: Public Works	DEPARTMENT: Engineering

PROJECT BUDGET

REVENUE BREAKDOWN

REVENUE SOURCES	FEDERAL FUNDS	SALES TAX	TOTAL
PRIOR BDGTS	750,000	450,000	1,200,000
PRIOR EXP	739,366	351,291	1,090,657
BUDGET C/O	10,634	98,709	109,343
2023-2024		(10,634)	(10,634)
2024-2025			
2025-2026			
2026-2027			
2027-2028			
BEYOND 2028			
TOTAL COST	10,634	450,000	1,189,366

EXPENDITURE BREAKDOWN

EXPENDITURE BREAKDOWN	ENGINEERING	TESTING	LAND ACQUISITION	CONSTRUCTION	OTHER	TOTAL
PRIOR BDGTS	150,000			1,050,000		1,200,000
2023-2024	(10,634)					(10,634)
2024-2025						
2025-2026						
2026-2027						
2027-2028						
BEYOND 2028						
TOTAL COST	139,366			1,050,000		1,189,366

PROJECT SPECIFICATIONS

PROJECT DESCRIPTION:

Patch existing base road failures and overlay existing surfacing with 4" Asphaltic Concrete pavement.

PROJECT JUSTIFICATION:

Existing road way is over 30 years old, reaching the end of useful life. Failures in the surfacing have resulted in base failures. With the growth of activity at the port, increased traffic loading is expected shortly.

PROJECT PRIORITY:

A

START DATE: 2022

EST TIME TO COMPLETE: 2 Years

OPERATING BUDGET EFFECT:

X

NONE

N/A

SEE DETAIL

SHEET A 2023-2024/2027-2028 CAPITAL IMPROVEMENTS PROGRAM

PROJECT TITLE: North 16th Street Bridge Replacement	PROJECT CATEGORY: Streets
PROJECT NUMBER: 261801	COUNCIL DISTRICT # 1
DIVISION: Public Works	DEPARTMENT: Engineering

PROJECT BUDGET

REVENUE BREAKDOWN

REVENUE SOURCES	STATE FUNDS	PROPERTY TAX - 2008	SALES TAX	TOTAL
PRIOR BDGTS	1,660,000	0	633,825	2,293,825
PRIOR EXP	1,442,886	0	747,231	2,190,117
BUDGET C/O	217,114	0	(113,406)	103,708
2023-2024				
2024-2025				
2025-2026				
2026-2027				
2027-2028				
BEYOND 2028				
TOTAL COST	217,114	0	-113,406	2,293,825

EXPENDITURE BREAKDOWN

EXPENDITURE BREAKDOWN	ENGINEERING	TESTING	LAND ACQUISITION	CONSTRUCTION	OTHER	TOTAL
PRIOR BDGTS		350,000		1,943,825		2,293,825
2023-2024						
2024-2025						
2025-2026						
2026-2027						
2027-2028						
BEYOND 2028						
TOTAL COST		350,000		1,943,825		2,293,825

PROJECT SPECIFICATIONS

PROJECT DESCRIPTION: Replace existing timber pile/concrete deck bridge with concrete pile/cast-in-place concrete deck bridge.			
PROJECT JUSTIFICATION: Existing bridge is currently closed by Louisiana DOTD due to severely decayed timber piles. Closure has negative effects on public transit in the area.			
PROJECT PRIORITY:	A		
START DATE: 2022	EST TIME TO COMPLETE: 2 Years		
OPERATING BUDGET EFFECT:	X	NONE	SEE DETAIL

SHEET A 2023-2024/2027-2028 CAPITAL IMPROVEMENTS PROGRAM

PROJECT TITLE: England Drive Sidewalk Improvements	PROJECT CATEGORY: Streets
PROJECT NUMBER: 262001	COUNCIL DISTRICT # 1
DIVISION: Public Works	DEPARTMENT: Engineering

PROJECT BUDGET

REVENUE BREAKDOWN

REVENUE SOURCES					STATE FUNDS	TOTAL
PRIOR BDGTS					262,500	262,500
PRIOR EXP						
BUDGET C/O					262,500	262,500
2023-2024						
2024-2025						
2025-2026						
2026-2027						
2027-2028						
BEYOND 2028						
TOTAL COST					262,500	262,500

EXPENDITURE BREAKDOWN

EXPENDITURE BREAKDOWN	ENGINEERING	TESTING	LAND ACQUISITION	CONSTRUCTION	OTHER	TOTAL
PRIOR BDGTS				262,500		262,500
2023-2024						
2024-2025						
2025-2026						
2026-2027						
2027-2028						
BEYOND 2028						
TOTAL COST				262,500		262,500

PROJECT SPECIFICATIONS

PROJECT DESCRIPTION: Construction of sidewalks and related drainage.			
PROJECT JUSTIFICATION: Existing roadway does not have pedestrian facilities. Residents in this area rely heavily on walking as a means of transportation.			
PROJECT PRIORITY:	A		
START DATE: 2023	EST TIME TO COMPLETE: 1 Year		
OPERATING BUDGET EFFECT:	X	NONE	N/A
	SEE DETAIL		

SHEET A 2023-2024/2027-2028 CAPITAL IMPROVEMENTS PROGRAM

PROJECT TITLE: Third Street/Rapides Avenue Reconstruction	PROJECT CATEGORY: Streets
PROJECT NUMBER: 262002	COUNCIL DISTRICT # 3
DIVISION: Public Works	DEPARTMENT: Engineering

PROJECT BUDGET

REVENUE BREAKDOWN

REVENUE SOURCES	STATE FUNDS	SALES TAX	PROPERTY TAX - 2008	TOTAL
PRIOR BDGTS	2,659,000	564,000	350,000	3,573,000
PRIOR EXP	2,002,964	460,489	312,768	2,776,221
BUDGET C/O	656,036	103,511	37,232	796,779
2023-2024				
2024-2025				
2025-2026				
2026-2027				
2027-2028				
BEYOND 2028				
TOTAL COST	2,659,000	564,000	350,000	3,573,000

EXPENDITURE BREAKDOWN

EXPENDITURE BREAKDOWN	ENGINEERING	TESTING	LAND ACQUISITION	CONSTRUCTION	OTHER	TOTAL
PRIOR BDGTS				3,223,000	350,000	3,573,000
2023-2024						
2024-2025						
2025-2026						
2026-2027						
2027-2028						
BEYOND 2028						
TOTAL COST				3,223,000	350,000	3,573,000

PROJECT SPECIFICATIONS

PROJECT DESCRIPTION: Reconstruction of collector roadways including new surfacing and enhanced bicycle/pedestrian facilities.	
PROJECT JUSTIFICATION: Existing roadway shows signs of oxidation and base failures, resulting in frequent temporary repairs.	
PROJECT PRIORITY: START DATE: 2022	A EST TIME TO COMPLETE: 2 Years
OPERATING BUDGET EFFECT: X NONE	N/A SEE DETAIL

SHEET A 2023-2024/2027-2028 CAPITAL IMPROVEMENTS PROGRAM

PROJECT TITLE: Street Surface Assessment	PROJECT CATEGORY: Streets
PROJECT NUMBER: 262004	COUNCIL DISTRICT # All
DIVISION: Public Works	DEPARTMENT: Engineering

PROJECT BUDGET

REVENUE BREAKDOWN

REVENUE SOURCES					SALES TAX	TOTAL
PRIOR BDGTS					25,000	25,000
PRIOR EXP					24,398	24,398
BUDGET C/O					602	602
2023-2024					25,000	25,000
2024-2025						
2025-2026						
2026-2027						
2027-2028						
BEYOND 2028						
TOTAL COST					50,000	50,000

EXPENDITURE BREAKDOWN

EXPENDITURE BREAKDOWN	ENGINEERING	TESTING	LAND ACQUISITION	CONSTRUCTION	OTHER	TOTAL
PRIOR BDGTS					25,000	25,000
2023-2024					25,000	25,000
2024-2025						
2025-2026						
2026-2027						
2027-2028						
BEYOND 2028						
TOTAL COST					50,000	50,000

PROJECT SPECIFICATIONS

PROJECT DESCRIPTION: Assessment program to provide a rideability factor to all City streets.	
PROJECT JUSTIFICATION: Provide an empirical rating system to set priorities on street projects.	
PROJECT PRIORITY: A	
START DATE: Ongoing	EST TIME TO COMPLETE: Ongoing
OPERATING BUDGET EFFECT: X NONE	<input type="checkbox"/> N/A <input type="checkbox"/> SEE DETAIL

SHEET A 2023-2024/2027-2028 CAPITAL IMPROVEMENTS PROGRAM

PROJECT TITLE: Elliott Street Reconstruction	PROJECT CATEGORY: Streets
PROJECT NUMBER: 262201	COUNCIL DISTRICT # 1,3,4
DIVISION: Public Works	DEPARTMENT: Engineering

PROJECT BUDGET

REVENUE BREAKDOWN

REVENUE SOURCES				STATE FUNDS	SALES TAX	TOTAL
PRIOR BDGTS				1,650,000	300,000	1,950,000
PRIOR EXP					106,326	106,326
BUDGET C/O				1,650,000	193,674	1,843,674
2023-2024					510,000	510,000
2024-2025						
2025-2026						
2026-2027						
2027-2028						
BEYOND 2028						
TOTAL COST			0	1,650,000	810,000	2,460,000

EXPENDITURE BREAKDOWN

EXPENDITURE BREAKDOWN	ENGINEERING	TESTING	LAND ACQUISITION	CONSTRUCTION	OTHER	TOTAL
PRIOR BDGTS				1,950,000		1,950,000
2023-2024				510,000		510,000
2024-2025						
2025-2026						
2026-2027						
2027-2028						
BEYOND 2028						
TOTAL COST		0		2,460,000		2,460,000

PROJECT SPECIFICATIONS

PROJECT DESCRIPTION:
 Rehabilitation of Elliott Street from MacArthur to the I-49 Underpass. Will include patching existing Portland Cement Concrete Pavement and the patching , milling, and overlay of the Hot Mix Asphaltic Concrete roadways.

PROJECT JUSTIFICATION:
 Elliott Street is a heavily trafficked roadway connecting MacArthur Drive to the Central Business District. Existing roadway is showing signs of distress. Delaying rehab would result in further damage and increased costs. This street is ellible for matching federal funds under the Surface Transportation Plan.

PROJECT PRIORITY: A

START DATE: 2024 **EST TIME TO COMPLETE:** 2 Years

OPERATING BUDGET EFFECT:
 X NONE N/A SEE DETAIL

SHEET A 2023-2024/2027-2028 CAPITAL IMPROVEMENTS PROGRAM

PROJECT TITLE: MPO COA Asphalt Rehabilitation, Phase 2	PROJECT CATEGORY: Streets
PROJECT NUMBER: 262301	COUNCIL DISTRICT # All
DIVISION: Public Works	DEPARTMENT: Engineering

PROJECT BUDGET

REVENUE BREAKDOWN

REVENUE SOURCES				FEDERAL FUNDS	SALES TAX	TOTAL
PRIOR BDGTS				3,400,000	1,500,000	4,900,000
PRIOR EXP						
BUDGET C/O				3,400,000	1,500,000	4,900,000
2023-2024						
2024-2025						
2025-2026						
2026-2027						
2027-2028						
BEYOND 2028						
TOTAL COST			0	3,400,000	1,500,000	4,900,000

EXPENDITURE BREAKDOWN

EXPENDITURE BREAKDOWN	ENGINEERING	TESTING	LAND ACQUISITION	CONSTRUCTION	OTHER	TOTAL
PRIOR BDGTS	1,500,000				3,400,000	4,900,000
2023-2024						
2024-2025						
2025-2026						
2026-2027						
2027-2028						
BEYOND 2028						
TOTAL COST		0		0		4,900,000

PROJECT SPECIFICATIONS

PROJECT DESCRIPTION: This project is MPO funded. It will consist of the rehabilitation of the following city streets - Broadway Avenue, Dallas Street, East Texas, Lee Street, Washington Street, and Port Road.				
PROJECT JUSTIFICATION: The asphaltic concrete surfacing on these streets have reached the end of their service lifes. Continues delay in rehabilitation will result in additional costs to repair in the future.				
PROJECT PRIORITY:	A			
START DATE: 2022	EST TIME TO COMPLETE: 2 Years			
OPERATING BUDGET EFFECT:	X	NONE	N/A	SEE DETAIL

SHEET A 2023-2024/2027-2028 CAPITAL IMPROVEMENTS PROGRAM

PROJECT TITLE: Foisy Street Reconstruction	PROJECT CATEGORY: Streets
PROJECT NUMBER: 262302	COUNCIL DISTRICT # 3
DIVISION: Public Works	DEPARTMENT: Engineering

PROJECT BUDGET

REVENUE BREAKDOWN

REVENUE SOURCES				FEDERAL FUNDS	SALES TAX	TOTAL
PRIOR BDGTS					500,000	500,000
PRIOR EXP						
BUDGET C/O					500,000	500,000
2023-2024				3,300,000	825,000	4,125,000
2024-2025						
2025-2026						
2026-2027						
2027-2028						
BEYOND 2028						
TOTAL COST			0	3,300,000	1,325,000	4,625,000

EXPENDITURE BREAKDOWN

EXPENDITURE BREAKDOWN	ENGINEERING	TESTING	LAND ACQUISITION	CONSTRUCTION	OTHER	TOTAL
PRIOR BDGTS	500,000					500,000
2023-2024	825,000			3,300,000		4,125,000
2024-2025						0
2025-2026						
2026-2027						
2027-2028						
BEYOND 2028						
TOTAL COST	825,000	0		3,300,000		4,625,000

PROJECT SPECIFICATIONS

PROJECT DESCRIPTION:

This project is MPO funded. It will consist of the complete reconstruction of Foisy Street from Monroe Street to DeSoto Street - new PCC Pavement and ADA compliant sidewalks.

PROJECT JUSTIFICATION:

The existing brick surfaced street is deteriorating due to its age (102 years old) and the increase in the traffic loading (heavier and more daily traffic). Additionally, current sidewalks are not ADA compliant due to the high curbs.

PROJECT PRIORITY:

START DATE: 2025

A

EST TIME TO COMPLETE: 1 Year

OPERATING BUDGET EFFECT:

X

NONE

N/A

SEE DETAIL

SHEET A 2023-2024/2027-2028 CAPITAL IMPROVEMENTS PROGRAM

PROJECT TITLE: Alexandria Bike/Pedestrian Plan	PROJECT CATEGORY: Streets
PROJECT NUMBER: 262303	COUNCIL DISTRICT # All
DIVISION: Public Works	DEPARTMENT: Engineering

PROJECT BUDGET

REVENUE BREAKDOWN

REVENUE SOURCES				OTHER	STATE MPO	TOTAL
PRIOR BDGTS				110,000	438,000	548,000
PRIOR EXP					228,467	228,467
BUDGET C/O				110,000	209,533	319,533
2023-2024						
2024-2025						
2025-2026						
2026-2027						
2027-2028						
BEYOND 2028						
TOTAL COST			0	110,000	209,533	319,533

EXPENDITURE BREAKDOWN

EXPENDITURE BREAKDOWN	ENGINEERING	TESTING	LAND ACQUISITION	CONSTRUCTION	OTHER	TOTAL
PRIOR BDGTS				548,000		548,000
2023-2024						
2024-2025						
2025-2026						
2026-2027						
2027-2028						
BEYOND 2028						
TOTAL COST	0	0		548,000		548,000

PROJECT SPECIFICATIONS

PROJECT DESCRIPTION:

Installation of dedicated bicycle lanes and shared use lanes along major traffic corridors.

PROJECT JUSTIFICATION:

Implementation of the Alexandria/Pineville Regional Bicycle and Pedestrian Plan developed by RAPC to enhance the modes and means of travel for non-vehicular traffic roadway users.

PROJECT PRIORITY:

A

START DATE: 2023

EST TIME TO COMPLETE: 1 Year

OPERATING BUDGET EFFECT:

X

NONE

N/A

SEE DETAIL

SHEET A 2023-2024/2027-2028 CAPITAL IMPROVEMENTS PROGRAM

PROJECT TITLE: Bryn Mawr Bridge Replacement	PROJECT CATEGORY: Streets
PROJECT NUMBER: 262304	COUNCIL DISTRICT # 4
DIVISION: Public Works	DEPARTMENT: Engineering

PROJECT BUDGET

REVENUE BREAKDOWN

REVENUE SOURCES					SALES TAX	TOTAL
PRIOR BDGTS					550,000	550,000
PRIOR EXP						
BUDGET C/O					550,000	550,000
2023-2024						
2024-2025						
2025-2026						
2026-2027						
2027-2028						
BEYOND 2028						
TOTAL COST			0	0	550,000	550,000

EXPENDITURE BREAKDOWN

EXPENDITURE BREAKDOWN	ENGINEERING	TESTING	LAND ACQUISITION	CONSTRUCTION	OTHER	TOTAL
PRIOR BDGTS				550,000		550,000
2023-2024						
2024-2025						
2025-2026						
2026-2027						
2027-2028						
BEYOND 2028						
TOTAL COST	0	0		550,000		550,000

PROJECT SPECIFICATIONS

PROJECT DESCRIPTION:

Removal and replacement of existing concrete deck, steel I-beam bridge crossing of Bryn Mawr Street over Hynson Bayou.

PROJECT JUSTIFICATION:

Existing bridge was built in 1951 and has reached end of its life-cycle. Recent inspections have found deficiencies in the structural elements of the bridge substructure. There is very little salvageable structure remaining to justify repair of the existing structure.

PROJECT PRIORITY:

A

START DATE: 2024

EST TIME TO COMPLETE: 2 Years

OPERATING BUDGET EFFECT:

X

NONE

N/A

SEE DETAIL

SHEET A 2023-2024/2027-2028 CAPITAL IMPROVEMENTS PROGRAM

PROJECT TITLE: Heyman Lane Bridge	PROJECT CATEGORY: Streets
PROJECT NUMBER: N/A	COUNCIL DISTRICT # 4 & 5
DIVISION: Public Works	DEPARTMENT: Engineering

PROJECT BUDGET

REVENUE BREAKDOWN

REVENUE SOURCES				FEDERAL FUNDS	SALES TAX	TOTAL
PRIOR BDGTS						
PRIOR EXP						
BUDGET C/O						
2023-2024						
2024-2025						
2025-2026						
2026-2027						
2027-2028						
BEYOND 2028					1,320,000	1,320,000
TOTAL COST			0	0	1,320,000	1,320,000

EXPENDITURE BREAKDOWN

EXPENDITURE BREAKDOWN	ENGINEERING	TESTING	LAND ACQUISITION	CONSTRUCTION	OTHER	TOTAL
PRIOR BDGTS						0
2023-2024						
2024-2025						
2025-2026						
2026-2027						
2027-2028						
BEYOND 2028				1,320,000		1,320,000
TOTAL COST	0	0		1,320,000	0	1,320,000

PROJECT SPECIFICATIONS

PROJECT DESCRIPTION: This project is MPO funded. It will consist of the design and construction of a new bridge crossing (Bayor Rapides) from the Heyman Lane/Bayou Rapides Road (LA 488) to Browns Bend Road.	
PROJECT JUSTIFICATION: The area of Browns Bend Road is served by two points of ingress and egress (MacArthur Drive @ Tractor Supply) and North Bolton (LA HWY 1) via Enterprise Road. Due to current traffic conditions, the MacArthur Drive ingress/egress is heavily congested and a noted point of deficient safety. This project will add another point of ingress/egress to an underserved area and open it up for development and a source of revenue for the city.	
PROJECT PRIORITY:	A
START DATE: N/A	EST TIME TO COMPLETE: 1 Year
OPERATING BUDGET EFFECT:	
X	NONE
N/A	SEE DETAIL

SHEET A 2023-2024/2027-2028 CAPITAL IMPROVEMENTS PROGRAM

PROJECT TITLE: Versailles Boulevard Roundabouts	PROJECT CATEGORY: Streets
PROJECT NUMBER: N/A	COUNCIL DISTRICT # 5
DIVISION: Public Works	DEPARTMENT: Engineering

PROJECT BUDGET

REVENUE BREAKDOWN

REVENUE SOURCES				FEDERAL FUNDS	SALES TAX	TOTAL
PRIOR BDGTS						
PRIOR EXP						
BUDGET C/O						
2023-2024						
2024-2025						
2025-2026						
2026-2027						
2027-2028						
BEYOND 2028					960,000	960,000
TOTAL COST					960,000	960,000

EXPENDITURE BREAKDOWN

EXPENDITURE BREAKDOWN	ENGINEERING	TESTING	LAND ACQUISITION			
PRIOR BDGTS						
2023-2024						
2024-2025						
2025-2026						
2026-2027						
2027-2028						
BEYOND 2028					960,000	960,000
TOTAL COST				0	960,000	960,000

PROJECT SPECIFICATIONS

PROJECT DESCRIPTION: This project is MPO funded. It will consist of the design and construction of multiple roundabouts at key intersection on Versailles Boulevard (Bluebird, Ansley and Provine).	
PROJECT JUSTIFICATION: Due to the existing and planned growth of the western parts of the city, the average daily traffic on Versailles and its feeder roadways has greatly increased. During peak traffic hours, the intersections of key collector streets are heavily congested resulting in considerable travel delays. Additionally, due to the two-way stops at these intersections and the three-lane configurations for these roadways, the potential for serious accidents is high. Construction of these roundabouts will greatly reduce the travel delays and potential for serious traffic accidents.	
PROJECT PRIORITY:	A
START DATE: N/A	EST TIME TO COMPLETE: 1 Year
OPERATING BUDGET EFFECT:	
X	NONE N/A SEE DETAIL

SHEET A 2023-2024/2027-2028 CAPITAL IMPROVEMENTS PROGRAM

PROJECT TITLE: Tulane Bridge Replacement	PROJECT CATEGORY: Streets
PROJECT NUMBER: N/A	COUNCIL DISTRICT # 3
DIVISION: Public Works	DEPARTMENT: Engineering

PROJECT BUDGET

REVENUE BREAKDOWN

REVENUE SOURCES				FEDERAL FUNDS	SALES TAX	TOTAL
PRIOR BDGTS						
PRIOR EXP						
BUDGET C/O						
2022-2023						
2023-2024						
2024-2025						
2025-2026						
2026-2027						
BEYOND 2027					1,850,000	1,850,000
TOTAL COST			0	0	1,850,000	1,850,000

EXPENDITURE BREAKDOWN

EXPENDITURE BREAKDOWN	ENGINEERING	TESTING	LAND ACQUISITION	CONSTRUCTION	OTHER	TOTAL
PRIOR BDGTS						0
2022-2023						
2023-2024						
2024-2025						
2025-2026						
2026-2027						
BEYOND 2027				1,850,000		1,850,000
TOTAL COST	0	0		1,850,000	0	1,850,000

PROJECT SPECIFICATIONS

PROJECT DESCRIPTION: This project will consist of the removal and replacement of the Tulane Avenue Bridge over Hynson Bayou.
PROJECT JUSTIFICATION: This bridge structure has reached the end of its service life. Two projects have been completed to make temporary repairs in order to extend the life of the bridge. Additional delay in replacement will result in another closure.
PROJECT PRIORITY: A
START DATE: N/A EST TIME TO COMPLETE: 1 Year
OPERATING BUDGET EFFECT: X NONE N/A SEE DETAIL

SHEET A 2023-2024/2027-2028 CAPITAL IMPROVEMENTS PROGRAM

PROJECT TITLE: 6th Street Reconstruction	PROJECT CATEGORY: Streets
PROJECT NUMBER: N/A	COUNCIL DISTRICT # 3
DIVISION: Public Works	DEPARTMENT: Engineering

PROJECT BUDGET

REVENUE BREAKDOWN

REVENUE SOURCES				FEDERAL FUNDS	SALES TAX	TOTAL
PRIOR BDGTS						
PRIOR EXP						
BUDGET C/O						
2023-2024						
2024-2025						
2025-2026						
2026-2027						
2027-2028						
BEYOND 2028					960,000	960,000
TOTAL COST			0	0	960,000	960,000

EXPENDITURE BREAKDOWN

EXPENDITURE BREAKDOWN	ENGINEERING	TESTING	LAND ACQUISITION	CONSTRUCTION	OTHER	TOTAL
PRIOR BDGTS						0
2023-2024						
2024-2025						
2025-2026						
2026-2027						
2027-2028						
BEYOND 2028				960,000		960,000
TOTAL COST	0	0		960,000	0	960,000

PROJECT SPECIFICATIONS

PROJECT DESCRIPTION:
This project is MPO funded. It will consist of the rehabilitation of the asphaltic surfaced portion of Sixth Street and the reconstruction of the sidewalks to ADA compliant standards.

PROJECT JUSTIFICATION:
The PCC Pavement portion of Sixth Street was reconstructed several years ago. The asphaltic concrete portion has reached the end of its service life. Additionally, the sidewalks are not ADA compliant and need to be upgraded.

PROJECT PRIORITY: A

START DATE: N/A **EST TIME TO COMPLETE:** 2 Years

OPERATING BUDGET EFFECT:
 X NONE N/A SEE DETAIL

SHEET A 2023-2024/2027-2028 CAPITAL IMPROVEMENTS PROGRAM

PROJECT TITLE: Olcutt Street Reconstruction	PROJECT CATEGORY: Streets
PROJECT NUMBER: N/A	COUNCIL DISTRICT # 2
DIVISION: Public Works	DEPARTMENT: Engineering

PROJECT BUDGET

REVENUE BREAKDOWN

REVENUE SOURCES				FEDERAL FUNDS	SALES TAX	TOTAL
PRIOR BDGTS						
PRIOR EXP						
BUDGET C/O						
2023-2024						
2024-2025						
2025-2026						
2026-2027						
2027-2028						
BEYOND 2028					425,000	425,000
TOTAL COST			0	0	425,000	425,000

EXPENDITURE BREAKDOWN

EXPENDITURE BREAKDOWN	ENGINEERING	TESTING	LAND ACQUISITION	CONSTRUCTION	OTHER	TOTAL
PRIOR BDGTS						0
2023-2024						
2024-2025						
2025-2026						
2026-2027						
2027-2028						
BEYOND 2028				425,000		425,000
TOTAL COST	0	0		425,000	0	425,000

PROJECT SPECIFICATIONS

PROJECT DESCRIPTION:
This project will consist of the reconstruction of the existing asphaltic surfaced portion of Olcutt Street and installation of subsurface drainage along this length.

PROJECT JUSTIFICATION:
The existing asphaltic concrete surface has reached the end of its service life. Additionally, open ditches are the current conveyance of stormwater runoff. Several residents have requested this project in recent years.

PROJECT PRIORITY: A

START DATE: N/A **EST TIME TO COMPLETE:** 1 Year

OPERATING BUDGET EFFECT:
 X NONE N/A SEE DETAIL

2023-2024 CAPITAL IMPROVEMENT BUDGET

*****This Page Intentionally Left Blank*****

2023-2024/2027-2028 CAPITAL IMPROVEMENTS BUDGET

TABLE OF CONTENTS

PUBLIC SAFETY - POLICE

			PAGE
501401	Pistol Range Improvements	88
502101	Public Safety Training Impr	89
502301	SWAT Building Improvements	90

2023-2024

COMBINED CAPITAL PROJECTS
SOURCES OF FUNDING SUMMARY

PUBLIC SAFETY - POLICE

PROJECT IDENTIFICATION	SALES TAXES	AD VAL TAX- 14	AD VAL TAX- 18	FEDERAL FUNDS	STATE FUNDS	UTILITY FUND	OTHER	TOTALS
Total Police	0	0	0	0	0	0	0	0

2023-2024

**GENERAL CAPITAL PROJECTS
FIVE YEAR CAPITAL PLAN**

POLICE

PROJ #	PROJECT IDENTIFICATION	BUDGET C/O	FISCAL YEAR					TOTAL 5 YEAR	BEYOND 2028	TOTAL COST
			23-24	24-25	25-26	26-27	27-28			
501401	Pistol Range Improvements	595,228						0		0
502101	Public Safety Training Impr	150,000						0		0
502301	SWAT Building Improvements	1,000,000						1,000,000		1,000,000
Total Police		1,745,228	0	0	0	0	0	1,000,000	0	1,000,000

* Project Number to be Assigned
 @ New or Revised Projects
 Projects to be closed

SHEET A 2023-2024/2027-2028 CAPITAL IMPROVEMENTS PROGRAM

PROJECT TITLE: Pistol Range Improvements	PROJECT CATEGORY: Public Safety
PROJECT NUMBER: 501401	COUNCIL DISTRICT # N/A
DIVISION: Police	DEPARTMENT: Police

PROJECT BUDGET

REVENUE BREAKDOWN

REVENUE SOURCES					SALES TAX	TOTAL
PRIOR BDGTS					640,000	640,000
PRIOR EXP					44,772	44,772
BUDGET C/O					595,228	595,228
2023-2024						
2024-2025						
2025-2026						
2026-2027						
2027-2028						
BEYOND 2028						
TOTAL COST					640,000	640,000

EXPENDITURE BREAKDOWN

EXPENDITURE BREAKDOWN	ENGINEERING	TESTING	LAND ACQUISITION	CONSTRUCTION	OTHER	TOTAL
PRIOR BDGTS					640,000	640,000
2023-2024						
2024-2025						
2025-2026						
2026-2027						
2027-2028						
BEYOND 2028						
TOTAL COST					640,000	640,000

PROJECT SPECIFICATIONS

PROJECT DESCRIPTION:

Replacement and improvement of overhead baffle system. This baffle is engineered to prevent any live rounds from exiting the range compound. It consists of a series of laminated steel overhead baffles - supported by upright poles. This system is used by the Dallas Police Department to prevent the accidental escape of live fired rounds.

PROJECT JUSTIFICATION:

There are people and property in the line of fire down range. This safety system is needed to prevent loss of life, injury, and property damage.

START DATE: 2020	PROJECT PRIORITY:	EST TIME TO COMPLETE: 2 Years
OPERATING BUDGET EFFECT: NONE	N/A	SEE DETAIL

SHEET A 2023-2024/2027-2028 CAPITAL IMPROVEMENTS PROGRAM

PROJECT TITLE: Public Safety Training Improvements	PROJECT CATEGORY: Public Safety
PROJECT NUMBER: 502101	COUNCIL DISTRICT # N/A
DIVISION: Police	DEPARTMENT: Police

PROJECT BUDGET

REVENUE BREAKDOWN

REVENUE SOURCES					Other	TOTAL
PRIOR BDGTS					150,000	150,000
PRIOR EXP						0
BUDGET C/O					150,000	150,000
2023-2024						
2024-2025						
2025-2026						
2026-2027						
2027-2028						
BEYOND 2028						
TOTAL COST					150,000	150,000

EXPENDITURE BREAKDOWN

EXPENDITURE BREAKDOWN	ENGINEERING	TESTING	LAND ACQUISITION	CONSTRUCTION	OTHER	TOTAL
PRIOR BDGTS					150,000	150,000
2023-2024						
2024-2025						
2025-2026						
2026-2027						
2027-2028						
BEYOND 2028						
TOTAL COST					150,000	150,000

PROJECT SPECIFICATIONS

PROJECT DESCRIPTION:			
PROJECT JUSTIFICATION:			
START DATE: 2024	PROJECT PRIORITY:	EST TIME TO COMPLETE:	2 Years
OPERATING BUDGET EFFECT:	NONE	N/A	SEE DETAIL

SHEET A 2023-2024/2027-2028 CAPITAL IMPROVEMENTS PROGRAM

PROJECT TITLE: SWAT Building Improvements	PROJECT CATEGORY: Public Safety
PROJECT NUMBER: 502301	COUNCIL DISTRICT # N/A
DIVISION: Police	DEPARTMENT: Police

PROJECT BUDGET

REVENUE BREAKDOWN

REVENUE SOURCES					SALES TAX	TOTAL
PRIOR BDGTS					1,000,000	1,000,000
PRIOR EXP						0
BUDGET C/O					1,000,000	1,000,000
2023-2024						
2024-2025						
2025-2026						
2026-2027						
2027-2028						
BEYOND 2028						
TOTAL COST					1,000,000	1,000,000

EXPENDITURE BREAKDOWN

EXPENDITURE BREAKDOWN	ENGINEERING	TESTING	LAND ACQUISITION	CONSTRUCTION	OTHER	TOTAL
PRIOR BDGTS					1,000,000	1,000,000
2023-2024						
2024-2025						
2025-2026						
2026-2027						
2027-2028						
BEYOND 2028						
TOTAL COST					1,000,000	1,000,000

PROJECT SPECIFICATIONS

PROJECT DESCRIPTION: Waterproofing and replacement of roof, doors and windows.		
PROJECT JUSTIFICATION: Prevent deterioration of structure.		
START DATE: 2024	PROJECT PRIORITY:	EST TIME TO COMPLETE: 1 Year
OPERATING BUDGET EFFECT: NONE	N/A	SEE DETAIL

TABLE OF CONTENTS

PUBLIC SAFETY - FIRE

			PAGE
602301	Pumper Truck #30	94

2023-2024

COMBINED CAPITAL PROJECTS
SOURCES OF FUNDING SUMMARY

PUBLIC SAFETY - FIRE

PROJECT IDENTIFICATION	SALES TAXES	AD VAL TAX- 14	AD VAL TAX- 18	FEDERAL FUNDS	STATE FUNDS	UTILITY FUND	OTHER	TOTALS
Total Fire	0	0	0	0	0	0	0	0

CITY OF ALEXANDRIA

2023-2024

**GENERAL CAPITAL PROJECTS
FIVE YEAR CAPITAL PLAN**

FIRE

PROJ #	PROJECT IDENTIFICATION	BUDGET C/O	FISCAL YEAR					TOTAL 5 YEAR	BEYOND 2028	TOTAL COST
			23-24	24-25	25-26	26-27	27-28			
602301	Pumper Truck #30	965,000						0		0
Total Fire		965,000	0	0	0	0	0	0	0	0

* Project Number to be Assigned
 @ New or Revised Projects
 Projects to be closed

SHEET A 2023-2024/2027-2028 CAPITAL IMPROVEMENTS PROGRAM

PROJECT TITLE: Pumper Truck #30	PROJECT CATEGORY: Fire
PROJECT NUMBER: 602301	COUNCIL DISTRICT # 1
DIVISION: Public Works	DEPARTMENT: Engineering

PROJECT BUDGET

REVENUE BREAKDOWN

REVENUE SOURCES					SALES TAX	TOTAL
PRIOR BDGTS					965,000	965,000
PRIOR EXP						
BUDGET C/O					965,000	965,000
2023-2024						
2024-2025						
2025-2026						
2026-2027						
2027-2028						
BEYOND 2028						
TOTAL COST			0	0	965,000	965,000

EXPENDITURE BREAKDOWN

EXPENDITURE BREAKDOWN	ENGINEERING	TESTING	LAND ACQUISITION	CONSTRUCTION	OTHER	TOTAL
PRIOR BDGTS					965,000	965,000
2023-2024						
2024-2025						
2025-2026						
2026-2027						
2027-2028						
BEYOND 2028						
TOTAL COST	0	0			965,000	965,000

PROJECT SPECIFICATIONS

PROJECT DESCRIPTION: Replacement of Fire Engine #30								
PROJECT JUSTIFICATION: Existing 2008 Pierce Contender has been out of service due to repairs.								
<table> <tr> <td>PROJECT PRIORITY:</td> <td align="right">A</td> </tr> <tr> <td>START DATE: N/A</td> <td>EST TIME TO COMPLETE: 1 Year</td> </tr> <tr> <td>OPERATING BUDGET EFFECT:</td> <td></td> </tr> <tr> <td align="center">X NONE N/A SEE DETAIL</td> <td></td> </tr> </table>	PROJECT PRIORITY:	A	START DATE: N/A	EST TIME TO COMPLETE: 1 Year	OPERATING BUDGET EFFECT:		X NONE N/A SEE DETAIL	
PROJECT PRIORITY:	A							
START DATE: N/A	EST TIME TO COMPLETE: 1 Year							
OPERATING BUDGET EFFECT:								
X NONE N/A SEE DETAIL								

2023-2024/2027-2028 CAPITAL IMPROVEMENTS BUDGET

TABLE OF CONTENTS

PARKS AND RECREATION

			PAGE
440901	Recreational Park Improvements	98
441801	Civil Rights Monument	99
441802	Links on the Bayou Improvements	100
441804	Tennis Court Additions	101
442001	Reconstruct Johnny Downs Complex	102
442301	Recreation Office @ Johnny Downs	103
442302	Park Playground Equipment	104

2023-2024

**COMBINED CAPITAL PROJECTS
SOURCES OF FUNDING SUMMARY**

PARKS AND RECREATION

PROJECT IDENTIFICATION	SALES TAXES	AD VAL TAX- 14	AD VAL TAX- 18	FEDERAL FUNDS	STATE FUNDS	UTILITY FUND	OTHER	TOTALS
Links on the Bayou Improvements		400,000						400,000
								0
								0
Total Parks and Recreation	0	400,000	0	0	0	0	0	400,000

2023-2024

**GENERAL CAPITAL PROJECTS
FIVE YEAR CAPITAL PLAN**

PARKS AND RECREATION

PROJ #	PROJECT IDENTIFICATION	BUDGET C/O	FISCAL YEAR					TOTAL 5 YEAR	BEYOND 2028	TOTAL COST
			23-24	24-25	25-26	26-27	27-28			
440901	Recreational Park Improvements	695,666						0		0
441801	Civil Rights Monument	498,200						0		0
441802	Links on the Bayou Improvements	361,305	400,000					400,000		400,000
441804	Tennis Court Additions	252,120						0		0
442001	Reconstruct Johnny Downs Complex	1,518,654						0		0
442301	Recreation Office @ Johnny Downs	700,000						0		0
442302	Park Playground Equipment	925,000						0		0
Total Park/Recreation		4,950,945	400,000	0	0	0	0	400,000	0	400,000

* Project Number to be Assigned
 @ New or Revised Projects
 Projects to be closed

SHEET A 2023-2024/2027-2028 CAPITAL IMPROVEMENTS PROGRAM

PROJECT TITLE: Recreational Park Improvements	PROJECT CATEGORY: Parks
PROJECT NUMBER: 440901	COUNCIL DISTRICT # N/A
DIVISION: Public Works	DEPARTMENT: Parks & Recreation

PROJECT BUDGET

REVENUE BREAKDOWN

REVENUE SOURCES	AD VAL TAX 2018	SALES TAX BONDS 2008	LIMITED TAX BONDS 2008	AD VAL TAX 2008	SALES TAX	TOTAL
PRIOR BDGTS	100,000	1,620,345	516,438	3,768,600	1,836,695	7,842,078
PRIOR EXP		1,620,345	516,438	3,768,600	1,241,029	7,146,412
BUDGET C/O	100,000	0	0	0	595,666	695,666
2023-2024						
2024-2025						
2025-2026						
2026-2027						
2027-2028						
BEYOND 2028						
TOTAL COST		1,620,345	516,438	3,768,600	1,836,695	7,842,078

EXPENDITURE BREAKDOWN

EXPENDITURE BREAKDOWN	ENGINEERING	TESTING	LAND ACQUISITION	CONSTRUCTION	OTHER	TOTAL
PRIOR BDGTS					7,842,078	7,842,078
2023-2024						
2024-2025						
2025-2026						
2026-2027						
2027-2028						
BEYOND 2028						
TOTAL COST					7,842,078	7,842,078

PROJECT SPECIFICATIONS

PROJECT DESCRIPTION:

Improvement and expansion of several recreational facilities within the City, including Harmon Park Playground, City Park Playground, Cheatham Park Playground, Frank O Hunter Park. Development of a new park in Acadian Village and redevelopment of the abandoned Martin Park. Some planned improvements include restrooms, tables, benches, lighting, parking, and landscaping.

PROJECT JUSTIFICATION:

Comprehensive improvements of the recreational opportunities within the City.

PROJECT PRIORITY:

A

START DATE:

Ongoing

EST TIME TO COMPLETE:

Ongoing

OPERATING BUDGET EFFECT:

X

NONE

N/A

SEE DETAIL

SHEET A 2023-2024/2027-2028 CAPITAL IMPROVEMENTS PROGRAM

PROJECT TITLE: Civil Rights Monument	PROJECT CATEGORY: Parks
PROJECT NUMBER: 441801	COUNCIL DISTRICT # N/A
DIVISION: Public Works	DEPARTMENT: Parks & Recreation

PROJECT BUDGET

REVENUE BREAKDOWN

REVENUE SOURCES			PROPERTY TAX 2018	PROPERTY TAX 2008		TOTAL
PRIOR BDGTS			250,000	250,000		500,000
PRIOR EXP				1,800		1,800
BUDGET C/O			250,000	248,200		498,200
2023-2024						
2024-2025						
2025-2026						
2026-2027						
2027-2028						
BEYOND 2028						
TOTAL COST			250,000	250,000		500,000

EXPENDITURE BREAKDOWN

EXPENDITURE BREAKDOWN	ENGINEERING	TESTING	LAND ACQUISITION	CONSTRUCTION	OTHER	TOTAL
PRIOR BDGTS					500,000	500,000
2023-2024						
2024-2025						
2025-2026						
2026-2027						
2027-2028						
BEYOND 2028						
TOTAL COST					500,000	500,000

PROJECT SPECIFICATIONS

PROJECT DESCRIPTION:	
PROJECT JUSTIFICATION:	
PROJECT PRIORITY:	A
START DATE: N/A	EST TIME TO COMPLETE: N/A
OPERATING BUDGET EFFECT:	
X	NONE
N/A	SEE DETAIL

SHEET A 2023-2024/2027-2028 CAPITAL IMPROVEMENTS PROGRAM

PROJECT TITLE: Links on the Bayou Improvements	PROJECT CATEGORY: Parks
PROJECT NUMBER: 441802	COUNCIL DISTRICT # N/A
DIVISION: Public Works	DEPARTMENT: Parks & Recreation

PROJECT BUDGET

REVENUE BREAKDOWN

REVENUE SOURCES				PROPERTY TAX 2018	PROPERTY TAX 2014	TOTAL
PRIOR BDGTS				807,000	358,000	1,165,000
PRIOR EXP				480,284	323,411	803,695
BUDGET C/O				326,716	34,589	361,305
2023-2024					400,000	400,000
2024-2025						
2025-2026						
2026-2027						
2027-2028						
BEYOND 2028						
TOTAL COST				807,000	758,000	1,565,000

EXPENDITURE BREAKDOWN

EXPENDITURE BREAKDOWN	ENGINEERING	TESTING	LAND ACQUISITION	CONSTRUCTION	OTHER	TOTAL
PRIOR BDGTS					1,165,000	1,165,000
2023-2024					400,000	400,000
2024-2025						
2025-2026						
2026-2027						
2027-2028						
BEYOND 2028						
TOTAL COST					1,565,000	1,565,000

PROJECT SPECIFICATIONS

PROJECT DESCRIPTION: Renovations and Improvements to the Links on the Bayou Golf Course.	
PROJECT JUSTIFICATION:	
PROJECT PRIORITY:	A
START DATE: Ongoing	EST TIME TO COMPLETE: Ongoing
OPERATING BUDGET EFFECT:	
X	NONE
	N/A
	SEE DETAIL

SHEET A 2023-2024/2027-2028 CAPITAL IMPROVEMENTS PROGRAM

PROJECT TITLE: Tennis Court Additions	PROJECT CATEGORY: Parks
PROJECT NUMBER: 441804	COUNCIL DISTRICT # N/A
DIVISION: Public Works	DEPARTMENT: Parks & Recreation

PROJECT BUDGET

REVENUE BREAKDOWN

REVENUE SOURCES					SALES TAX	TOTAL
PRIOR BDGTS					290,448	290,448
PRIOR EXP					38,328	38,328
BUDGET C/O					252,120	252,120
2023-2024						
2024-2025						
2025-2026						
2026-2027						
2027-2028						
BEYOND 2028						
TOTAL COST					290,448	290,448

EXPENDITURE BREAKDOWN

EXPENDITURE BREAKDOWN	ENGINEERING	TESTING	LAND ACQUISITION	CONSTRUCTION	OTHER	TOTAL
PRIOR BDGTS					290,448	290,448
2023-2024						
2024-2025						
2025-2026						
2026-2027						
2027-2028						
BEYOND 2028						
TOTAL COST					290,448	290,448

PROJECT SPECIFICATIONS

PROJECT DESCRIPTION:
PROJECT JUSTIFICATION:
PROJECT PRIORITY: A
START DATE: 2019 EST TIME TO COMPLETE: 2 Years
OPERATING BUDGET EFFECT:
X NONE N/A SEE DETAIL

SHEET A 2023-2024/2027-2028 CAPITAL IMPROVEMENTS PROGRAM

PROJECT TITLE: Reconstruct Johnny Downs Park	PROJECT CATEGORY: Parks
PROJECT NUMBER: 442001	COUNCIL DISTRICT # N/A
DIVISION: Public Works	DEPARTMENT: Parks & Recreation

PROJECT BUDGET

REVENUE BREAKDOWN

REVENUE SOURCES			PROPERTY TAX 2018	PROPERTY TAX 2014	SALES TAX	TOTAL
PRIOR BDGTS			5,261,000	848,000	3,491,184	9,600,184
PRIOR EXP			4,826,625	425,266	2,829,639	8,081,530
BUDGET C/0			434,375	422,734	661,545	1,518,654
2023-2024						0
2024-2025						
2025-2026						
2026-2027						
2027-2028						
BEYOND 2028						
TOTAL COST			5,261,000	848,000	3,491,184	9,600,184

EXPENDITURE BREAKDOWN

EXPENDITURE BREAKDOWN	ENGINEERING	TESTING	LAND ACQUISITION	CONSTRUCTION	OTHER	TOTAL
PRIOR BDGTS					9,600,184	9,600,184
2023-2024						
2024-2025						
2025-2026						
2026-2027						
2027-2028						
BEYOND 2028						0
TOTAL COST					9,600,184	9,600,184

PROJECT SPECIFICATIONS

PROJECT DESCRIPTION: The renovation and reconstruction of the damaged infrastructure at the Johnny Downs Sports Complex
PROJECT JUSTIFICATION: Western Alexandria was hit by a tornado on December 16, 2019, causing great damage to the Johnny Downs facility. Press boxes, fencing, light fixtures, and other assets were either completely destroyed or severely damaged. This project will bring this heavily used facility back to the purpose for which it was intended by the voters of Alexandria in the 1998 Property Tax Election Call.
PROJECT PRIORITY: A
START DATE: 2019 EST TIME TO COMPLETE: 3 Years
OPERATING BUDGET EFFECT: X NONE N/A SEE DETAIL

SHEET A 2023-2024/2027-2028 CAPITAL IMPROVEMENTS PROGRAM

PROJECT TITLE: Recreation Office @ Johnny Downs	PROJECT CATEGORY: Parks
PROJECT NUMBER: 442301	COUNCIL DISTRICT # N/A
DIVISION: Public Works	DEPARTMENT: Parks & Recreation

PROJECT BUDGET

REVENUE BREAKDOWN

REVENUE SOURCES					PROPERTY TAX 2018	TOTAL
PRIOR BDGTS					700,000	700,000
PRIOR EXP						
BUDGET C/O					700,000	700,000
2023-2024						
2024-2025						
2025-2026						
2026-2027						
2027-2028						
BEYOND 2028						
TOTAL COST					700,000	700,000

EXPENDITURE BREAKDOWN

EXPENDITURE BREAKDOWN	ENGINEERING	TESTING	LAND ACQUISITION	CONSTRUCTION	OTHER	TOTAL
PRIOR BDGTS				700,000		700,000
2023-2024						
2024-2025						
2025-2026						
2026-2027						
2027-2028						
BEYOND 2028						
TOTAL COST				700,000	0	700,000

PROJECT SPECIFICATIONS

PROJECT DESCRIPTION:	
PROJECT JUSTIFICATION:	
PROJECT PRIORITY:	A
START DATE: 2024	EST TIME TO COMPLETE: 2 Years
OPERATING BUDGET EFFECT:	
X	NONE
	N/A
	SEE DETAIL

SHEET A 2023-2024/2027-2028 CAPITAL IMPROVEMENTS PROGRAM

PROJECT TITLE: Park Playground Equipment	PROJECT CATEGORY: Parks
PROJECT NUMBER: 442302	COUNCIL DISTRICT # All
DIVISION: Public Works	DEPARTMENT: Parks & Recreation

PROJECT BUDGET

REVENUE BREAKDOWN

REVENUE SOURCES					PROPERTY TAX 2018	TOTAL
PRIOR BDGTS					925,000	925,000
PRIOR EXP						
BUDGET C/O					925,000	925,000
2023-2024						
2024-2025						
2025-2026						
2026-2027						
2027-2028						
BEYOND 2028						
TOTAL COST					925,000	925,000

EXPENDITURE BREAKDOWN

EXPENDITURE BREAKDOWN	ENGINEERING	TESTING	LAND ACQUISITION	CONSTRUCTION	OTHER	TOTAL
PRIOR BDGTS				925,000		925,000
2023-2024						
2024-2025						
2025-2026						
2026-2027						
2027-2028						
BEYOND 2028						
TOTAL COST				925,000	0	925,000

PROJECT SPECIFICATIONS

PROJECT DESCRIPTION: Replacement of playground equipment at parks throughout the City, such as at Compton Park, Charles F. Smith Park, Cheatham Park, Enterprise Park, Frank O. Hunter Park, Harmon Park, Helen Black Park, Lincoln Park, and Mason Park.	
PROJECT JUSTIFICATION: Existing equipment is in poor condition due to age and usage.	
PROJECT PRIORITY:	A
START DATE: 2024	EST TIME TO COMPLETE: 2 Years
OPERATING BUDGET EFFECT:	
X	NONE
	N/A
	SEE DETAIL

2023-2024/2027-2028 CAPITAL IMPROVEMENTS BUDGET

TABLE OF CONTENTS

ZOOLOGICAL PARK

			PAGE
431401	AV System	108
431501	Zoo Improvements	109
431801	Tiger & Primate Habitat	110
431803	Zoo Master Plan/Feasibility Study	111

2023-2024

**COMBINED CAPITAL PROJECTS
SOURCES OF FUNDING SUMMARY**

ZOOLOGICAL PARK

PROJECT IDENTIFICATION	SALES TAXES	AD VAL TAX- 14	AD VAL TAX- 18	FEDERAL FUNDS	STATE FUNDS	UTILITY FUND	OTHER	TOTALS
Tiger & Primate Habitat	(262,000)		(338,000)					(600,000)
<hr/>								
Total Zoo	(262,000)	0	(338,000)	0	0	0	0	(600,000)
<hr/>								
Total General Capital	3,006,301	400,000	4,562,000	3,300,000	0	100,000	0	11,368,301
<hr/>								

2023-2024

**GENERAL CAPITAL PROJECTS
FIVE YEAR CAPITAL PLAN**

ZOOLOGICAL PARK

PROJ #	PROJECT IDENTIFICATION	BUDGET C/O	FISCAL YEAR					TOTAL 5 YEAR	BEYOND 2028	TOTAL COST
			23-24	24-25	25-26	26-27	27-28			
431401	AV System	42,827						0		0
431501	Zoo Improvements	989,606						0		0
431801	Tiger & Primate Habitat	1,169,052	(600,000)					(600,000)		(600,000)
431803	Zoo Master Plan/Feasibility Study	108,615						0		0
Total Zoological Park		2,310,100	(600,000)	0	0	0	0	(600,000)	0	(600,000)
Total General Capital Projects		67,574,937	11,368,301	2,745,000	1,445,000	1,445,000	1,445,000	19,448,301	13,015,000	32,463,301

* Project Number to be Assigned
 @ New or Revised Projects
 Projects to be closed

SHEET A 2023-2024/2027-2028 CAPITAL IMPROVEMENTS PROGRAM

PROJECT TITLE: AV System	PROJECT CATEGORY: Zoological Park
PROJECT NUMBER: 431401	COUNCIL DISTRICT # 4
DIVISION: Public Works	DEPARTMENT: Zoo

PROJECT BUDGET

REVENUE BREAKDOWN

REVENUE SOURCES				PROPERTY TAX 2014	SALES TAX	TOTAL
PRIOR BDGTS				35,000	150,000	185,000
PRIOR EXP					142,173	142,173
BUDGET C/O				35,000	7,827	42,827
2023-2024						
2024-2025						
2025-2026						
2026-2027						
2027-2028						
BEYOND 2028						
TOTAL COST				35,000	150,000	185,000

EXPENDITURE BREAKDOWN

EXPENDITURE BREAKDOWN	ENGINEERING	TESTING	LAND ACQUISITION	CONSTRUCTION	OTHER	TOTAL
PRIOR BDGTS					185,000	185,000
2023-2024						
2024-2025						
2025-2026						
2026-2027						
2027-2028						
BEYOND 2028						
TOTAL COST					185,000	185,000

PROJECT SPECIFICATIONS

PROJECT DESCRIPTION: Will add extensive CCTV and Zoned Audio public address and automated messaging systems. This includes an IP camera system and NVR servers. The audio section includes IP distribution and SIP interface from zoned messaging, paging and kiosk interfaces for centralized management.			
PROJECT JUSTIFICATION: The CCTV system is primarily a risk management tool to limit liability for slip and falls and other incidents. It is also a security tool for point of sales operations and other vandalism and theft. This system will replace and expand upon the system destroyed by Hurricane Gustav. This opening in exposure has raised theft and vandalism considerably. The ability to communicate with the public is critical for reasons such as approaching weather, security incidents, lockdown instructions, and lost children. The zoned system will provide the capability for localized announcements. A SIP interface to phone systems will tie in with City emergency communications.			
START DATE: Ongoing	PROJECT PRIORITY:	EST TIME TO COMPLETE:	Ongoing
OPERATING BUDGET EFFECT:	NONE	N/A	X SEE DETAIL

SHEET A 2023-2024/2027-2028 CAPITAL IMPROVEMENTS PROGRAM

PROJECT TITLE: Zoo Improvements	PROJECT CATEGORY: Zoological Park
PROJECT NUMBER: 431501	COUNCIL DISTRICT #: 4
DIVISION: Public Works	DEPARTMENT: Zoo

PROJECT BUDGET

REVENUE BREAKDOWN

REVENUE SOURCES	PROPERTY TAX 2014	GAEDA	SALES TAX	TOTAL
PRIOR BDGTS	1,332,500	25,000	1,479,612	2,837,112
PRIOR EXP	464,907	25,000	1,357,599	1,847,506
BUDGET C/O	867,593	0	122,013	989,606
2023-2024				0
2024-2025				
2025-2026				
2026-2027				
2027-2028				
BEYOND 2028				
TOTAL COST	1,332,500	25,000	1,479,612	2,837,112

EXPENDITURE BREAKDOWN

EXPENDITURE BREAKDOWN	ENGINEERING	TESTING	LAND ACQUISITION	CONSTRUCTION	OTHER	TOTAL
PRIOR BDGTS					2,837,112	2,837,112
2023-2024						
2024-2025						
2025-2026						
2026-2027						
2027-2028						
BEYOND 2028						
TOTAL COST					2,837,112	2,837,112

PROJECT SPECIFICATIONS

PROJECT DESCRIPTION: This will include electrical infrastructure improvements, exhibit improvements to meet code and health standards, water conservation measures to reduce water consumption, deployment of electrical generators at selected locations, and other items as needed.	
PROJECT JUSTIFICATION: The Zoo needs substantial infrastructure improvements to take advantage of new technology and to counter the inevitable effects of time and usage in order to remain the treasured asset that it is to the City and the surrounding community that enjoys it use.	
START DATE: Ongoing	PROJECT PRIORITY:
OPERATING BUDGET EFFECT:	EST TIME TO COMPLETE: N/A
NONE	N/A X SEE DETAIL

SHEET A 2023-2024/2027-2028 CAPITAL IMPROVEMENTS PROGRAM

PROJECT TITLE: Tiger Building Replacement	PROJECT CATEGORY: Zoological Park
PROJECT NUMBER: 431801	COUNCIL DISTRICT #: 4
DIVISION: Public Works	DEPARTMENT: Zoo

PROJECT BUDGET

REVENUE BREAKDOWN

REVENUE SOURCES			SALES TAX	PROPERTY TAX 2018	PROPERTY TAX 2014	
PRIOR BDGTS			262,000	388,000	650,000	1,300,000
PRIOR EXP					130,948	130,948
BUDGET C/O			262,000	388,000	519,052	1,169,052
2023-2024			(262,000)	(338,000)		(600,000)
2024-2025						
2025-2026						
2026-2027						
2027-2028						
BEYOND 2028						
TOTAL COST			0	50,000	650,000	700,000

EXPENDITURE BREAKDOWN

EXPENDITURE BREAKDOWN	ENGINEERING	TESTING	LAND ACQUISITION	CONSTRUCTION	OTHER	TOTAL
PRIOR BDGTS				1,300,000		1,300,000
2023-2024				(600,000)		(600,000)
2024-2025						
2025-2026						
2026-2027						
2027-2028						
BEYOND 2028						
TOTAL COST				700,000		700,000

PROJECT SPECIFICATIONS

PROJECT DESCRIPTION:

Replace existing building that houses 4 animals. New building will be constructed of concrete block with artificial rock façade on the exterior. It will include 4 dens for the cats, as well as a zookeeper work area and a large closet.

PROJECT JUSTIFICATION:

Existing building is 25 years old and has issues with rust, plumbing, and electrical systems.

START DATE: 2025	PROJECT PRIORITY:	EST TIME TO COMPLETE: 2 Years
OPERATING BUDGET EFFECT:	NONE	N/A
	X	SEE DETAIL

SHEET A 2023-2024/2027-2028 CAPITAL IMPROVEMENTS PROGRAM

PROJECT TITLE: Zoo Master Plan & Feasibility Study	PROJECT CATEGORY: Zoological Park
PROJECT NUMBER: 431803	COUNCIL DISTRICT # 4
DIVISION: Public Works	DEPARTMENT: Zoo

PROJECT BUDGET

REVENUE BREAKDOWN

REVENUE SOURCES					PROPERTY TAX 2014	
PRIOR BDGTS					200,000	200,000
PRIOR EXP					91,385	91,385
BUDGET C/O					108,615	108,615
2023-2024						
2024-2025						
2025-2026						
2026-2027						
2027-2028						
BEYOND 2028						
TOTAL COST					200,000	200,000

EXPENDITURE BREAKDOWN

EXPENDITURE BREAKDOWN	ENGINEERING	TESTING	LAND ACQUISITION	CONSTRUCTION	OTHER	TOTAL
PRIOR BDGTS					200,000	200,000
2023-2024						
2024-2025						
2025-2026						
2026-2027						
2027-2028						
BEYOND 2028						
TOTAL COST					200,000	200,000

PROJECT SPECIFICATIONS

PROJECT DESCRIPTION: 15 year Master Plan and Strategic Plan for the Alexandria Zoo, coordinating and addressing all aspects of expected growth and sustainability during the designated timeframe. The Plan should include benchmarks and measurable outcomes to guide the Zoo in attaining its goals and sustaining success. The 4 major sub-components include: (1) Strategic Initiatives that improve visitor experience and insure long term financial ability, (2) Business Plan providing a projection of business goals and feasibilities, anticipated operational and capital expenditures and anticipated revenue requirements. (3) Capital Facilities Concept Plan (working in conjunction with the Business Plan); (4) Current Facilities and Infrastructure Inventory and Maintenance Sustainability Plan, similar to building information models (BIM). This will provide a plan for sustained maintenance.	
PROJECT JUSTIFICATION: This will guide and provide the technical framework for either sustaining the current level of service or a financially feasible path toward growth.	
START DATE: N/A	PROJECT PRIORITY:
OPERATING BUDGET EFFECT:	EST TIME TO COMPLETE: N/A
NONE	X SEE DETAIL

2023-2024 CAPITAL IMPROVEMENT BUDGET

*****This Page Intentionally Left Blank*****

TABLE OF CONTENTS

COMMUNITY DEVELOPMENT

**COMBINED CAPITAL PROJECTS
SOURCES OF FUNDING SUMMARY**

COMMUNITY DEVELOPMENT

PROJECT IDENTIFICATION	SALES TAXES	AD VAL TAX- 14	AD VAL TAX- 18	FEDERAL FUNDS	STATE FUNDS	UTILITY FUND	OTHER	TOTALS
	0	0	0	0	0	0	0	0
Total CDBG Capital	0	0	0	0	0	0	0	0

2023-2024

GENERAL CAPITAL PROJECTS
FIVE YEAR CAPITAL PLAN

COMMUNITY DEVELOPMENT BLOCK GRANT

PROJ #	PROJECT IDENTIFICATION	BUDGET C/O	FISCAL YEAR					TOTAL 5 YEAR	BEYOND 2028	TOTAL COST
			23-24	24-25	25-26	26-27	27-28			
TOTAL CDBG			0	0	0	0	0	0	0	0

* Project Number to be Assigned
 @ New or Revised Projects
 Projects to be closed

2023-2024 CAPITAL IMPROVEMENT BUDGET

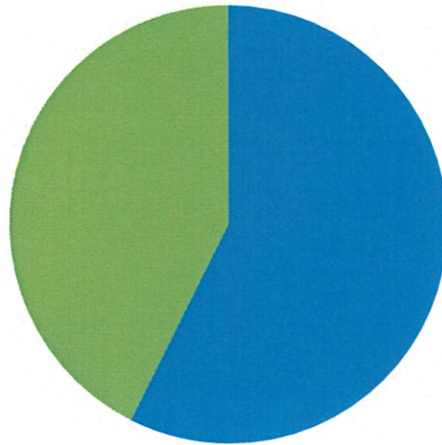
*****This Page Intentionally Left Blank*****

ENTERPRISE CAPITAL PROJECTS

REVENUES & EXPENSES

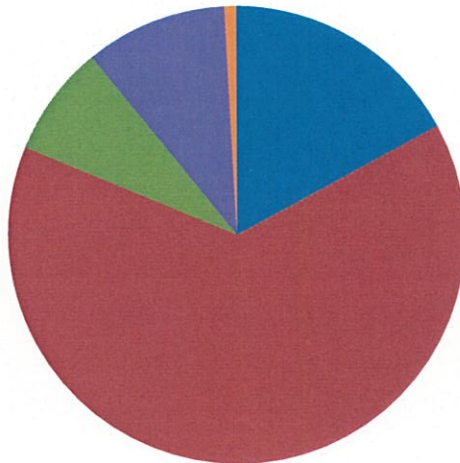
FISCAL YEAR 2023-2024

Revenues



■ Utility Funds ■ Closed Projects ■ Intergovernmental ■ Sales Tax

Expenses



■ Electric ■ Water ■ Gas ■ Wastewater ■ Unappropriated ■ Other ■ Bus

2023-2024

**COMBINED ENTERPRISE CAPITAL PROJECTS
SOURCES OF FUNDING SUMMARY**

PROJECT IDENTIFICATION	SALES TAXES	AD VAL TAX- 14	AD VAL TAX- 18	FEDERAL FUNDS	STATE FUNDS	UTILITY FUND	OTHER	TOTALS
SUMMARY								
SOURCES OF FUNDING								
Current Year Transfers	0					7,065,000		7,065,000
(Less Debt Service)								0
Interest Income								0
Transfers From Prior Projects								0
Interfund Transfer Utility Fund								0
Interfund Transfer General Fund								0
Intergovernmental				4,000,000	1,250,000			5,250,000
Private Contributions								0
Debt Proceeds						0		0
Other							0	0
Fund Balance	0	0	0	0	0	0	0	0
TOTAL	0	0	0	4,000,000	1,250,000	7,065,000	0	12,315,000
EXPENDITURES								
Enterprise CIP - Utility Fund	0	0	0	4,000,000	1,250,000	7,065,000	0	12,315,000
Enterprise CIP - Transit System	0	0	0	0	0	0	0	0
Enterprise CIP - Sanitation Fund	0	0	0	0	0	0	0	0
TOTAL	0	0	0	4,000,000	1,250,000	7,065,000	0	12,315,000
UNAPPRPTD BALANCE	0	0	0	0	0	0	0	0

2023-2024/2027-2028 CAPITAL IMPROVEMENTS BUDGET

TABLE OF CONTENTS

ELECTRIC

		PAGE
729202	Circuit Reconductoring	122
720003	Replace Distribution Breakers	123
720601	138 KV Pole Change Out	124
720801	Electric Utility Relocation	125
720804	Substation Maintenance	126
720805	Distribution Feeder Maintenance	127
720903	138 KV Pilot Wire Replacement	128
721302	138 KV Transmission Upgrade	129
721502	Bayou Cove #1 Comb Inspection	130
721503	Bayou Cove #1 Capital Imp	131
721704	MacArthur Drive Lighting Replacement	132
721801	Demolition DG Hunter 1-4	133
721802	Prescott 2400V Conversion	134
721901	Downtown-Willow Glen 138 KV Rebuild	135
721902	DG Hunter #5-11 Major Maintenance	136
722201	TB3 to TB4 15kV Tieline	137
722202	Roof Improvements/Replacements	138
722203	Step Up Transformer Switch Scheme	139
722302	BYC 1 Hot Gas Path	140
722303	Replace Feeder Cables-Plant, Twin Bridges	141
722305	Replace Bayou Rapides Switchgear	142
722306	Electric SCADA	143
*	DG Hunter Automation	144
*	Power Plant GSU Switch Upgrade	145
*	Paint Substation Transformers/Switchgear	146
*	Replace Prescott Switchgear #1	147
*	Replace Prescott Transformer #2	148
*	Willow Glen Breaker & Switch Rep	149
*	Twin Bridges Breaker & Switch Rep	150

2023-2024

**COMBINED CAPITAL PROJECTS
SOURCES OF FUNDING SUMMARY**

ELECTRIC

PROJECT IDENTIFICATION	SALES TAXES	AD VAL TAX- 14	AD VAL TAX- 18	FEDERAL FUNDS	STATE FUNDS	UTILITY FUND	OTHER	TOTALS
Circuit Reconductoring						97,500		97,500
Substation Maintenance						97,500		97,500
Distribution Feeder Maintenance						96,000		96,000
138 KV Pilot Wire Replacement						78,000		78,000
138 KV Transmission Upgrade						78,000		78,000
MacArthur Drive Lighting Replacement						380,000		380,000
DG Hunter #5-11 Major Maintenance						625,000		625,000
BYC 1 Hot Gas Path						650,000		650,000
<hr/>								
Total Electric	0	0	0	0	0	2,102,000	0	2,102,000
<hr/>								

2023-2024

ENTERPRISE CAPITAL PROJECTS
FIVE YEAR CAPITAL PLAN

ELECTRIC

PROJ #	PROJECT IDENTIFICATION	BUDGET C/O	FISCAL YEAR					TOTAL 5 YEAR	BEYOND 2028	TOTAL COST	
			23-24	24-25	25-26	26-27	27-28				
729202	Circuit Reconductoring	374,724	97,500	300,000	250,000	250,000	250,000	1,147,500		1,147,500	
720003	Replace Distribution Breakers	15,333						0		0	
720601	138 KV Pole Change Out	469,200						0		0	
720801	Electric Utility Relocation	299,807		250,000	250,000	250,000	250,000	1,000,000		1,000,000	
720804	Substation Maintenance	417,668	97,500	275,000	275,000	275,000	275,000	1,197,500		1,197,500	
720805	Distibution Feeder Maintenance	313,611	96,000	200,000	200,000	200,000	200,000	896,000		896,000	
720903	138 KV Pilot Wire Replacement	732,536	78,000	100,000	100,000	100,000	100,000	478,000		478,000	
721302	138 KV Transmission Upgrade	777,520	78,000	300,000				378,000		0	
721502	Bayou Cove #1 Comb Inspection	200,000						0		0	
721503	Bayou Cove #1 Capital Imp	75,000						0		0	
721704	MacArthur Drive Lighting Replacement	340,677	380,000					380,000		380,000	
721801	Demolition DG Hunter 1-4	119,104						0		0	
721802	Prescott 2400V Conversion	622,531						0		0	
721901	Downtown-Willow Glen 138 KV Rebuilt	0						0	4,000,000	4,000,000	
721902	DG Hunter #5-11 Major Maintenance	3,435,195	625,000	2,250,000				2,875,000		2,875,000	
722201	TB3 to TB4 15kV Tieline	112,500		250,000	250,000	250,000	250,000	1,000,000		1,000,000	
722202	Roof Improvements/Replacements	85,000						0		0	
722203	Step Up Transformer Switch Scheme	239,700						0		0	
722302	BYC 1 Hot Gas Path	1,600,000	650,000	650,000				1,300,000		1,300,000	
722303	Replace Feeder Cables-Plant, Twin Bri	315,000		200,000	200,000	200,000	200,000	800,000		800,000	
722305	Replace Bayou Rapides Switchgear	145,500		200,000	200,000	200,000	200,000	800,000		800,000	
722306	Electric SCADA	122,000		100,000	100,000			200,000		200,000	
*	DG Hunter Automation	0			750,000			750,000	650,000	1,400,000	
*	Power Plant GSU Switch Upgrade	0						0	287,500	287,500	
*	Paint Substation Transformers/Switchg	0						0	125,000	125,000	
*	Replace Prescott Switchgear #1	0						0	675,000	675,000	
*	Replace Prescott Transformer #2	0						0	900,000	900,000	
*	Willow Glen Breaker & Switch Rep	0						0	2,000,000	2,000,000	
*	Twin Bridges Breaker & Switch Rep	0						0	2,000,000	2,000,000	
Total Electric			10,812,606	2,102,000	5,075,000	2,575,000	1,725,000	1,725,000	13,202,000	10,637,500	23,461,500

* Project Number to be Assigned
 @ New or Revised Projects
 Projects to be closed

SHEET A 2023-2024/2027-2028 CAPITAL IMPROVEMENTS PROGRAM

PROJECT TITLE: Circuit Reconductoring/ Distribution Voltage	PROJECT CATEGORY: Electric
PROJECT NUMBER: 729202	COUNCIL DISTRICT # N/A
DIVISION: Utilities	DEPARTMENT: Electric Distribution

PROJECT BUDGET

REVENUE BREAKDOWN

REVENUE SOURCES				UTILITY FUND	REVENUE BONDS-'89	TOTAL
PRIOR BDGTS				6,157,605	404,409	6,562,014
PRIOR EXP				5,782,881	404,409	6,187,290
BUDGET C/O				374,724	0	374,724
2023-2024				97,500		97,500
2024-2025				300,000		300,000
2025-2026				250,000		250,000
2026-2027				250,000		250,000
2027-2028				250,000		250,000
BEYOND 2028						0
TOTAL COST				7,305,105	404,409	7,709,514

EXPENDITURE BREAKDOWN

EXPENDITURE BREAKDOWN	ENGINEERING	TESTING	LAND ACQUISITION	CONSTRUCTION	OTHER	TOTAL
PRIOR BDGTS	72,000			2,749,014	3,741,000	6,562,014
2023-2024					97,500	97,500
2024-2025					300,000	300,000
2025-2026					250,000	250,000
2026-2027					250,000	250,000
2027-2028					250,000	250,000
BEYOND 2028						
TOTAL COST	72,000			2,749,014	4,888,500	7,709,514

PROJECT SPECIFICATIONS

PROJECT DESCRIPTION:

Replace undersized, old conductors on existing 12.5 KV circuits that have become too small to carry the load required and to replace existing 2.5 KV line with 7.2 KV Distribution.

PROJECT JUSTIFICATION:

Continued expansion of the system, along with load growth has made many old circuits inadequate. Voltage regulation, burned connections and customer complaints require upgrades on a continuing schedule as workload and funds allow.

PROJECT PRIORITY:

B

START DATE:

Ongoing

EST TIME TO COMPLETE:

As needed

OPERATING BUDGET EFFECT:

X

NONE

N/A

SEE DETAIL

SHEET A 2023-2024/2027-2028 CAPITAL IMPROVEMENTS PROGRAM

PROJECT TITLE: Replace Distribution Breakers at Power Plant		PROJECT CATEGORY: Electric	
PROJECT NUMBER: 720003		COUNCIL DISTRICT # N/A	
DIVISION: Utilities		DEPARTMENT: Electric Distribution	

PROJECT BUDGET

REVENUE BREAKDOWN

REVENUE SOURCES					UTILITY FUND	TOTAL
PRIOR BDGTS					152,500	152,500
PRIOR EXP					137,167	137,167
BUDGET C/O					15,333	15,333
2023-2024						
2024-2025						
2025-2026						
2026-2027						
2027-2028						
BEYOND 2028						
TOTAL COST					152,500	152,500

EXPENDITURE BREAKDOWN

EXPENDITURE BREAKDOWN	ENGINEERING	TESTING	LAND ACQUISITION	CONSTRUCTION	OTHER	TOTAL
PRIOR BDGTS					152,500	152,500
2023-2024						
2024-2025						
2025-2026						
2026-2027						
2027-2028						
BEYOND 2028						
TOTAL COST					152,500	152,500

PROJECT SPECIFICATIONS

PROJECT DESCRIPTION:

Replace outdated & obsolete 12.5 KV breakers in Switchgear at Power Plant. Existing will be changed out at a rate of 3 per year by departmental personnel.

PROJECT JUSTIFICATION:

Existing breakers were installed in the mid 1960's and do not have relcosing capabilities.

PROJECT PRIORITY:

A

START DATE:

N/A

EST TIME TO COMPLETE: N/A

OPERATING BUDGET EFFECT:

X

NONE

N/A

SEE DETAIL

SHEET A 2023-2024/2027-2028 CAPITAL IMPROVEMENTS PROGRAM

PROJECT TITLE: 138 KV Pole Change Out	PROJECT CATEGORY: Electric
PROJECT NUMBER: 720601	COUNCIL DISTRICT # N/A
DIVISION: Utilities	DEPARTMENT: Electric Distribution

PROJECT BUDGET

REVENUE BREAKDOWN

REVENUE SOURCES					UTILITY FUND	TOTAL
PRIOR BDGTS					469,200	469,200
PRIOR EXP						
BUDGET C/O					469,200	469,200
2023-2024						
2024-2025						
2025-2026						
2026-2027						
2027-2028						
BEYOND 2028						
TOTAL COST					469,200	469,200

EXPENDITURE BREAKDOWN

EXPENDITURE BREAKDOWN	ENGINEERING	TESTING	LAND ACQUISITION	CONSTRUCTION	OTHER	TOTAL
PRIOR BDGTS					469,200	469,200
2023-2024						
2024-2025						
2025-2026						
2026-2027						
2027-2028						
BEYOND 2028						
TOTAL COST					469,200	469,200

PROJECT SPECIFICATIONS

PROJECT DESCRIPTION:

Replace approximately 84 transmission poles in the 138 KV Loop. Original poles were installed in the 1960's and had an anticipated life of 30 years. Most of the engineering has been done "in house".

PROJECT JUSTIFICATION:

The 138 KV Loop provides power to all the substations in the system. If 2 sections of the loop are lost simultaneously, many customers would be without power until the 90' and 100' poles could be replaced, which would take too long with existing City crews and equipment.

PROJECT PRIORITY:

A

START DATE: Ongoing

EST TIME TO COMPLETE: Ongoing

OPERATING BUDGET EFFECT:

X

NONE

N/A

SEE DETAIL

SHEET A 2023-2024/2027-2028 CAPITAL IMPROVEMENTS PROGRAM

PROJECT TITLE: Electric Utility Relocations	PROJECT CATEGORY: Electric
PROJECT NUMBER: 720801	COUNCIL DISTRICT # N/A
DIVISION: Utilities	DEPARTMENT: Electric Distribution

PROJECT BUDGET

REVENUE BREAKDOWN

REVENUE SOURCES	STATE	UTILITY FUND	TOTAL
PRIOR BDGTS	431,000	920,938	1,351,938
PRIOR EXP	431,000	621,131	1,052,131
BUDGET C/O	0	299,807	299,807
2023-2024			
2024-2025		250,000	250,000
2025-2026		250,000	250,000
2026-2027		250,000	250,000
2027-2028		250,000	250,000
BEYOND 2028			
TOTAL COST	431,000	1,920,938	2,351,938

EXPENDITURE BREAKDOWN

EXPENDITURE BREAKDOWN	ENGINEERING	TESTING	LAND ACQUISITION	CONSTRUCTION	OTHER	TOTAL
PRIOR BDGTS				675,000	676,938	1,351,938
2023-2024						
2024-2025	50,000			200,000		250,000
2025-2026	50,000			200,000		250,000
2026-2027	50,000			200,000		250,000
2027-2028	50,000			200,000		250,000
BEYOND 2028						
TOTAL COST	200,000			1,475,000	676,938	2,351,938

PROJECT SPECIFICATIONS

PROJECT DESCRIPTION:
Relocation of electrical lines and poles for various capital projects throughout the year.

PROJECT JUSTIFICATION:
Presently using Maintenance funds for utility relocations for ditch closures and road improvements. There is no way to anticipate future projects and their relocation costs.

PROJECT PRIORITY: A

START DATE: Ongoing **EST TIME TO COMPLETE:** Ongoing

OPERATING BUDGET EFFECT:
 X NONE N/A SEE DETAIL

SHEET A 2023-2024/2027-2028 CAPITAL IMPROVEMENTS PROGRAM

PROJECT TITLE: Substation Maintenance	PROJECT CATEGORY: Electric
PROJECT NUMBER: 720804	COUNCIL DISTRICT # N/A
DIVISION: Utilities	DEPARTMENT: Electric Distribution

PROJECT BUDGET

REVENUE BREAKDOWN

REVENUE SOURCES					UTILITY FUND	TOTAL
PRIOR BDGTS					2,617,500	2,617,500
PRIOR EXP					2,199,832	2,199,832
BUDGET C/O					417,668	417,668
2023-2024					97,500	97,500
2024-2025					275,000	275,000
2025-2026					275,000	275,000
2026-2027					275,000	275,000
2027-2028					275,000	275,000
BEYOND 2028						
TOTAL COST					3,815,000	3,815,000

EXPENDITURE BREAKDOWN

EXPENDITURE BREAKDOWN	ENGINEERING	TESTING	LAND ACQUISITION	CONSTRUCTION	OTHER	TOTAL
PRIOR BDGTS					2,617,500	2,617,500
2023-2024					97,500	97,500
2024-2025					275,000	275,000
2025-2026					275,000	275,000
2026-2027					275,000	275,000
2027-2028					275,000	275,000
BEYOND 2028						
TOTAL COST					3,815,000	3,815,000

PROJECT SPECIFICATIONS

PROJECT DESCRIPTION: Inspection, testing, and cleaning of all oil filled transformers and Oil Circuit Breakers in the Substations. This would include filtering or replacing the oil as needed and testing all components of the Tap Changers and Oil Circuit Breakers	
PROJECT JUSTIFICATION: More extensive testing required by NERC/FERC.	
PROJECT PRIORITY: A	EST TIME TO COMPLETE: Ongoing
START DATE: Ongoing	OPERATING BUDGET EFFECT: X NONE N/A SEE DETAIL

SHEET A 2023-2024/2027-2028 CAPITAL IMPROVEMENTS PROGRAM

PROJECT TITLE: Distribution Feeder Maintenance	PROJECT CATEGORY: Electric
PROJECT NUMBER: 720805	COUNCIL DISTRICT # N/A
DIVISION: Utilities	DEPARTMENT: Electric Distribution

PROJECT BUDGET

REVENUE BREAKDOWN

REVENUE SOURCES					UTILITY FUND	TOTAL
PRIOR BDGTS					2,604,000	2,604,000
PRIOR EXP					2,290,389	2,290,389
BUDGET C/O					313,611	313,611
2023-2024					96,000	96,000
2024-2025					200,000	200,000
2025-2026					200,000	200,000
2026-2027					200,000	200,000
2027-2028					200,000	200,000
BEYOND 2028						
TOTAL COST					3,500,000	3,500,000

EXPENDITURE BREAKDOWN

EXPENDITURE BREAKDOWN	ENGINEERING	TESTING	LAND ACQUISITION	CONSTRUCTION	OTHER	TOTAL
PRIOR BDGTS					2,604,000	2,604,000
2023-2024					96,000	96,000
2024-2025					200,000	200,000
2025-2026					200,000	200,000
2026-2027					200,000	200,000
2027-2028					200,000	200,000
BEYOND 2028						
TOTAL COST					3,500,000	3,500,000

PROJECT SPECIFICATIONS

PROJECT DESCRIPTION: Upgrade and rehab main feeder circuits coming from substations.	
PROJECT JUSTIFICATION: There are 61 major circuits feeding from substations and spread out to service customers. An organized, continuing maintenance program is needed to ensure system reliability.	
PROJECT PRIORITY: A	
START DATE: Ongoing	EST TIME TO COMPLETE: Ongoing
OPERATING BUDGET EFFECT:	
X	NONE
N/A	SEE DETAIL

SHEET A 2023-2024/2027-2028 CAPITAL IMPROVEMENTS PROGRAM

PROJECT TITLE: 138 KV Pilot Wire Replacement	PROJECT CATEGORY: Electric
PROJECT NUMBER: 720903	COUNCIL DISTRICT # N/A
DIVISION: Utilities	DEPARTMENT: Electric Distribution

PROJECT BUDGET

REVENUE BREAKDOWN

REVENUE SOURCES					UTILITY FUND	TOTAL
PRIOR BDGTS					2,095,000	2,095,000
PRIOR EXP					1,362,464	1,362,464
BUDGET C/O					732,536	732,536
2023-2024					78,000	78,000
2024-2025					100,000	100,000
2025-2026					100,000	100,000
2026-2027					100,000	100,000
2027-2028					100,000	100,000
BEYOND 2028						
TOTAL COST					2,573,000	2,573,000

EXPENDITURE BREAKDOWN

EXPENDITURE BREAKDOWN	ENGINEERING	TESTING	LAND ACQUISITION	CONSTRUCTION	OTHER	TOTAL
PRIOR BDGTS	445,000				1,650,000	2,095,000
2023-2024					78,000	78,000
2024-2025					100,000	100,000
2025-2026					100,000	100,000
2026-2027					100,000	100,000
2027-2028					100,000	100,000
BEYOND 2028						
TOTAL COST	445,000				2,128,000	2,573,000

PROJECT SPECIFICATIONS

PROJECT DESCRIPTION:

Replace existing pilot communications system with ADSS Fiber Optic Cable.

PROJECT JUSTIFICATION:

Existing pilot wire system does not correctly control the transfer trip scheme between substations. In some instances, cascading 138KV outages have resulted from this poor communication. This problem must be corrected on the the City will face fines from NERC for failing to correct a know misoperation.

Excess capacity will be made available for use by other City departments.

PROJECT PRIORITY:

A

START DATE:

Ongoing

EST TIME TO COMPLETE:

Ongoing

OPERATING BUDGET EFFECT:

X

NONE

N/A

SEE DETAIL

SHEET A 2023-2024/2027-2028 CAPITAL IMPROVEMENTS PROGRAM

PROJECT TITLE: 138 KV Transmission Upgrade	PROJECT CATEGORY: Electric
PROJECT NUMBER: 721302	COUNCIL DISTRICT # N/A
DIVISION: Utilities	DEPARTMENT: Electric Production

PROJECT BUDGET

REVENUE BREAKDOWN

REVENUE SOURCES					UTILITY FUND	TOTAL
PRIOR BDGTS					2,888,451	2,888,451
PRIOR EXP					2,110,931	2,110,931
BUDGET C/O					777,520	777,520
2023-2024					78,000	78,000
2024-2025					300,000	300,000
2025-2026						
2026-2027						
2027-2028						
BEYOND 2028						
TOTAL COST					3,266,451	3,266,451

EXPENDITURE BREAKDOWN

EXPENDITURE BREAKDOWN	ENGINEERING	TESTING	LAND ACQUISITION	CONSTRUCTION	OTHER	TOTAL
PRIOR BDGTS	56,250			180,053	2,652,148	2,888,451
2023-2024					78,000	78,000
2024-2025					300,000	300,000
2025-2026						
2026-2027						
2027-2028						
BEYOND 2028						
TOTAL COST	56,250			180,053	3,030,148	3,266,451

PROJECT SPECIFICATIONS

PROJECT DESCRIPTION: Phase 1 - Downtown to Willow Glen Phase 2 - Downtown to Willow Glen including Willow Glen Breaker & Switchgear Phase 3 - Willow Glen to Sterkx including Breakers & Switchgear at Sterkx & Prescott Phase 4 - Twin Bridges Breaker & Switchgear Phase 3 - Willow Glen to Sterkx including Breakers & Switchgear at Sterkx & Prescott	
PROJECT JUSTIFICATION: MISO analysis shows overloads on the Downtown to Willow Glen line. Reconductoring to upgrade line must be completed by 2020 to	
PROJECT PRIORITY: A	
START DATE: Ongoing	EST TIME TO COMPLETE: Ongoing
OPERATING BUDGET EFFECT: X NONE N/A SEE DETAIL	

SHEET A 2023-2024/2027-2028 CAPITAL IMPROVEMENTS PROGRAM

PROJECT TITLE: Bayou Cove #1 Comb Inspection	PROJECT CATEGORY: Electric
PROJECT NUMBER: 721502	COUNCIL DISTRICT # N/A
DIVISION: Utilities	DEPARTMENT: Electric Production

PROJECT BUDGET

REVENUE BREAKDOWN

REVENUE SOURCES					UTILITY FUND	TOTAL
PRIOR BDGTS					520,000	520,000
PRIOR EXP					320,000	320,000
BUDGET C/O					200,000	200,000
2023-2024						
2024-2025						
2025-2026						
2026-2027						
2027-2028						
BEYOND 2028						
TOTAL COST					520,000	520,000

EXPENDITURE BREAKDOWN

EXPENDITURE BREAKDOWN	ENGINEERING	TESTING	LAND ACQUISITION	CONSTRUCTION	OTHER	TOTAL
PRIOR BDGTS					520,000	520,000
2023-2024						
2024-2025						
2025-2026						
2026-2027						
2027-2028						
BEYOND 2028						
TOTAL COST					520,000	520,000

PROJECT SPECIFICATIONS

PROJECT DESCRIPTION: Tear down and inspection of Bayou Cove #1 turbine and combustion path.	
PROJECT JUSTIFICATION: Required by the manufacturer.	
PROJECT PRIORITY:	A
START DATE: 2022	EST TIME TO COMPLETE: 2 Years
OPERATING BUDGET EFFECT:	
X	NONE
N/A	SEE DETAIL

SHEET A 2023-2024/2027-2028 CAPITAL IMPROVEMENTS PROGRAM

PROJECT TITLE: Bayou Cove #1 Capital Improvement	PROJECT CATEGORY: Electric
PROJECT NUMBER: 721503	COUNCIL DISTRICT # N/A
DIVISION: Utilities	DEPARTMENT: Electric Production

PROJECT BUDGET

REVENUE BREAKDOWN

REVENUE SOURCES					UTILITY FUND	TOTAL
PRIOR BDGTS					75,000	75,000
PRIOR EXP						0
BUDGET C/O					75,000	75,000
2023-2024						
2024-2025						
2025-2026						
2026-2027						
2027-2028						
BEYOND 2028						
TOTAL COST					75,000	75,000

EXPENDITURE BREAKDOWN

EXPENDITURE BREAKDOWN	ENGINEERING	TESTING	LAND ACQUISITION	CONSTRUCTION	OTHER	TOTAL
PRIOR BDGTS					75,000	75,000
2023-2024						
2024-2025						
2025-2026						
2026-2027						
2027-2028						
BEYOND 2028						
TOTAL COST					75,000	75,000

PROJECT SPECIFICATIONS

PROJECT DESCRIPTION:

Capital Improvement as needed for Bayou Cove #1.

PROJECT JUSTIFICATION:

The City acquired Bayou Cove #1 in 2014, and recognized the need for minor capital improvements as needs arise.

PROJECT PRIORITY:

A

START DATE:

Ongoing

EST TIME TO COMPLETE:

Ongoing

OPERATING BUDGET EFFECT:

X

NONE

N/A

SEE DETAIL

SHEET A 2023-2024/2027-2028 CAPITAL IMPROVEMENTS PROGRAM

PROJECT TITLE: MacArthur Drive Lighting Replacement	PROJECT CATEGORY: Electric
PROJECT NUMBER: 721704	COUNCIL DISTRICT # N/A
DIVISION: Utilities	DEPARTMENT: Electric Distribution

PROJECT BUDGET

REVENUE BREAKDOWN

REVENUE SOURCES					UTILITY FUND	TOTAL
PRIOR BDGTS					2,503,000	2,503,000
PRIOR EXP					2,162,323	2,162,323
BUDGET C/O					340,677	340,677
2023-2024					380,000	380,000
2024-2025						
2025-2026						
2026-2027						
2027-2028						
BEYOND 2028						
TOTAL COST					2,883,000	2,883,000

EXPENDITURE BREAKDOWN

EXPENDITURE BREAKDOWN	ENGINEERING	TESTING	LAND ACQUISITION	CONSTRUCTION	OTHER	TOTAL
PRIOR BDGTS	150,000				2,353,000	2,503,000
2023-2024					380,000	380,000
2024-2025						
2025-2026						
2026-2027						
2027-2028						
BEYOND 2028						
TOTAL COST	150,000				2,733,000	2,883,000

PROJECT SPECIFICATIONS

PROJECT DESCRIPTION:

Replacement of approximately 5 miles of existing roadway lighting with modern, energy efficient system.

PROJECT JUSTIFICATION:

Existing was installed in the 1970's. It is outdated and beyond repair.

PROJECT PRIORITY:

A

START DATE:

2018

EST TIME TO COMPLETE: 6 Years

OPERATING BUDGET EFFECT:

X

NONE

N/A

SEE DETAIL

SHEET A 2023-2024/2027-2028 CAPITAL IMPROVEMENTS PROGRAM

PROJECT TITLE: Demolition of DG Hunter #1-4	PROJECT CATEGORY: Electric
PROJECT NUMBER: 721801	COUNCIL DISTRICT # N/A
DIVISION: Utilities	DEPARTMENT: Electric Distribution

PROJECT BUDGET

REVENUE BREAKDOWN

REVENUE SOURCES					UTILITY FUND	TOTAL
PRIOR BDGTS					375,000	375,000
PRIOR EXP					255,896	255,896
BUDGET C/O					119,104	119,104
2023-2024						
2024-2025						
2025-2026						
2026-2027						
2027-2028						
BEYOND 2028						
TOTAL COST					375,000	375,000

EXPENDITURE BREAKDOWN

EXPENDITURE BREAKDOWN	ENGINEERING	TESTING	LAND ACQUISITION	CONSTRUCTION	OTHER	TOTAL
PRIOR BDGTS					375,000	375,000
2023-2024						
2024-2025						
2025-2026						
2026-2027						
2027-2028						
BEYOND 2028						
TOTAL COST					375,000	375,000

PROJECT SPECIFICATIONS

PROJECT DESCRIPTION: Dismantling and salvaging of DG Hunter Units #1-4.			
PROJECT JUSTIFICATION: This units are obsolete and no longer needed for the production of electricity.			
PROJECT PRIORITY:	A		
START DATE:	Ongoing	EST TIME TO COMPLETE:	Ongoing
OPERATING BUDGET EFFECT:	X	NONE	N/A SEE DETAIL

SHEET A 2023-2024/2027-2028 CAPITAL IMPROVEMENTS PROGRAM

PROJECT TITLE: Prescott 2400V Conversion	PROJECT CATEGORY: Electric
PROJECT NUMBER: 721802	COUNCIL DISTRICT # N/A
DIVISION: Utilities	DEPARTMENT: Electric Distribution

PROJECT BUDGET

REVENUE BREAKDOWN

REVENUE SOURCES					UTILITY FUND	TOTAL
PRIOR BDGTS					1,390,350	1,390,350
PRIOR EXP					767,819	767,819
BUDGET C/O					622,531	622,531
2023-2024						
2024-2025						
2025-2026						
2026-2027						
2027-2028						
BEYOND 2028						
TOTAL COST					1,390,350	1,390,350

EXPENDITURE BREAKDOWN

EXPENDITURE BREAKDOWN	ENGINEERING	TESTING	LAND ACQUISITION	CONSTRUCTION	OTHER	TOTAL
PRIOR BDGTS				1,390,350		1,390,350
2023-2024						
2024-2025						
2025-2026						
2026-2027						
2027-2028						
BEYOND 2028						
TOTAL COST				1,390,350		1,390,350

PROJECT SPECIFICATIONS

PROJECT DESCRIPTION:
Conversion of the Prescott Electric Substation and circuits to 72./12.5 KV operation. Project will include reconductoring 3 distribution circuits and replacing roughly 200 pole mounted transformers.

PROJECT JUSTIFICATION:
Modernization of system.

PROJECT PRIORITY: A

START DATE: Ongoing **EST TIME TO COMPLETE:** Ongoing

OPERATING BUDGET EFFECT:
 X NONE N/A SEE DETAIL

SHEET A 2023-2024/2027-2028 CAPITAL IMPROVEMENTS PROGRAM

PROJECT TITLE: Downtown-Willow Glen 138KV Rebuild	PROJECT CATEGORY: Electric
PROJECT NUMBER: 721901	COUNCIL DISTRICT # N/A
DIVISION: Utilities	DEPARTMENT: Electric Distribution

PROJECT BUDGET

REVENUE BREAKDOWN

REVENUE SOURCES					UTILITY FUND	TOTAL
PRIOR BDGTS					1,530,496	1,530,496
PRIOR EXP					1,530,496	1,530,496
BUDGET C/O					0	0
2023-2024						
2024-2025						
2025-2026						
2026-2027						
2027-2028						
BEYOND 2028					4,000,000	4,000,000
TOTAL COST					5,530,496	5,530,496

EXPENDITURE BREAKDOWN

EXPENDITURE BREAKDOWN	ENGINEERING	TESTING	LAND ACQUISITION	CONSTRUCTION	OTHER	TOTAL
PRIOR BDGTS					1,530,496	1,530,496
2023-2024						
2024-2025						
2025-2026						
2026-2027						
2027-2028						
BEYOND 2028					4,000,000	4,000,000
TOTAL COST					5,530,496	5,530,496

PROJECT SPECIFICATIONS

PROJECT DESCRIPTION: Reconductoring approximately 7 miles of existing 636 AAC, 138 KV transmission lines to 636 ACCC conductor. This will increase the lines carrying capacity by roughly 95%.	
PROJECT JUSTIFICATION: MISO mandated for system reliability.	
PROJECT PRIORITY:	A
START DATE:	EST TIME TO COMPLETE: N/A
OPERATING BUDGET EFFECT:	
X	NONE
N/A	SEE DETAIL

SHEET A 2023-2024/2027-2028 CAPITAL IMPROVEMENTS PROGRAM

PROJECT TITLE: DG Hunter #5-11 Major Maintenance	PROJECT CATEGORY: Electric
PROJECT NUMBER: 721902	COUNCIL DISTRICT # N/A
DIVISION: Utilities	DEPARTMENT: Electric Distribution

PROJECT BUDGET

REVENUE BREAKDOWN

REVENUE SOURCES					UTILITY FUND	TOTAL
PRIOR BDGTS					4,669,087	4,669,087
PRIOR EXP					1,233,892	1,233,892
BUDGET C/O					3,435,195	3,435,195
2023-2024					625,000	625,000
2024-2025					2,250,000	2,250,000
2025-2026						
2026-2027						
2027-2028						
BEYOND 2028						
TOTAL COST					7,544,087	7,544,087

EXPENDITURE BREAKDOWN

EXPENDITURE BREAKDOWN	ENGINEERING	TESTING	LAND ACQUISITION	CONSTRUCTION	OTHER	TOTAL
PRIOR BDGTS					4,669,087	4,669,087
2023-2024					625,000	625,000
2024-2025					2,250,000	2,250,000
2025-2026						
2026-2027						
2027-2028						
BEYOND 2028						
TOTAL COST					7,544,087	7,544,087

PROJECT SPECIFICATIONS

PROJECT DESCRIPTION: Major Maintenance of RICE units #5-11.	
PROJECT JUSTIFICATION: Required by the manufacturer's recommendation.	
PROJECT PRIORITY:	A
START DATE: 2022	EST TIME TO COMPLETE: 2 Years
OPERATING BUDGET EFFECT:	
X	NONE
	N/A
	SEE DETAIL

SHEET A 2023-2024/2027-2028 CAPITAL IMPROVEMENTS PROGRAM

PROJECT TITLE: TB3 to TB4 15kV Tieline	PROJECT CATEGORY: Electric
PROJECT NUMBER: 722201	COUNCIL DISTRICT # N/A
DIVISION: Utilities	DEPARTMENT: Electric Distribution

PROJECT BUDGET

REVENUE BREAKDOWN

REVENUE SOURCES					UTILITY FUND	TOTAL
PRIOR BDGTS					112,500	112,500
PRIOR EXP						
BUDGET C/O					112,500	112,500
2023-2024						
2024-2025					250,000	250,000
2025-2026					250,000	250,000
2026-2027					250,000	250,000
2027-2028					250,000	250,000
BEYOND 2028						
TOTAL COST					1,112,500	1,112,500

EXPENDITURE BREAKDOWN

EXPENDITURE BREAKDOWN	ENGINEERING	TESTING	LAND ACQUISITION	CONSTRUCTION	OTHER	TOTAL
PRIOR BDGTS					112,500	112,500
2023-2024						
2024-2025					250,000	250,000
2025-2026					250,000	250,000
2026-2027					250,000	250,000
2027-2028					250,000	250,000
BEYOND 2028						
TOTAL COST					1,112,500	1,112,500

PROJECT SPECIFICATIONS

PROJECT DESCRIPTION:			
PROJECT JUSTIFICATION:			
PROJECT PRIORITY:		A	
START DATE:	Ongoing	EST TIME TO COMPLETE: N/A	Ongoing
OPERATING BUDGET EFFECT:	X	NONE	N/A
			SEE DETAIL

SHEET A 2023-2024/2027-2028 CAPITAL IMPROVEMENTS PROGRAM

PROJECT TITLE: Roof Improvements/Replacements	PROJECT CATEGORY: Electric
PROJECT NUMBER: 722202	COUNCIL DISTRICT # N/A
DIVISION: Utilities	DEPARTMENT: Electric Distribution

PROJECT BUDGET

REVENUE BREAKDOWN

REVENUE SOURCES					UTILITY FUND	TOTAL
PRIOR BDGTS					85,000	85,000
PRIOR EXP						
BUDGET C/O					85,000	85,000
2023-2024						
2024-2025						
2025-2026						
2026-2027						
2027-2028						
BEYOND 2028						
TOTAL COST					85,000	85,000

EXPENDITURE BREAKDOWN

EXPENDITURE BREAKDOWN	ENGINEERING	TESTING	LAND ACQUISITION	CONSTRUCTION	OTHER	TOTAL
PRIOR BDGTS					85,000	85,000
2023-2024						
2024-2025						
2025-2026						
2026-2027						
2027-2028						
BEYOND 2028						
TOTAL COST					85,000	85,000

PROJECT SPECIFICATIONS

PROJECT DESCRIPTION:	
PROJECT JUSTIFICATION:	
PROJECT PRIORITY:	A
START DATE: 2024	EST TIME TO COMPLETE: 1 Year
OPERATING BUDGET EFFECT:	
X	NONE
N/A	SEE DETAIL

SHEET A 2023-2024/2027-2028 CAPITAL IMPROVEMENTS PROGRAM

PROJECT TITLE: Step Up Transformer Switch Scheme	PROJECT CATEGORY: Electric
PROJECT NUMBER: 722203	COUNCIL DISTRICT # N/A
DIVISION: Utilities	DEPARTMENT: Electric Distribution

PROJECT BUDGET

REVENUE BREAKDOWN

REVENUE SOURCES					UTILITY FUND	TOTAL
PRIOR BDGTS					239,700	239,700
PRIOR EXP						
BUDGET C/O					239,700	239,700
2023-2024						
2024-2025						
2025-2026						
2026-2027						
2027-2028						
BEYOND 2028						
TOTAL COST					239,700	239,700

EXPENDITURE BREAKDOWN

EXPENDITURE BREAKDOWN	ENGINEERING	TESTING	LAND ACQUISITION	CONSTRUCTION	OTHER	TOTAL
PRIOR BDGTS					239,700	239,700
2023-2024						
2024-2025						
2025-2026						
2026-2027						
2027-2028						
BEYOND 2028						
TOTAL COST					239,700	239,700

PROJECT SPECIFICATIONS

PROJECT DESCRIPTION:	
PROJECT JUSTIFICATION:	
PROJECT PRIORITY:	A
START DATE:	2,024 EST TIME TO COMPLETE: N/A
OPERATING BUDGET EFFECT:	
X	NONE
N/A	SEE DETAIL

SHEET A 2023-2024/2027-2028 CAPITAL IMPROVEMENTS PROGRAM

PROJECT TITLE: BYC 1 Hot Gas Path	PROJECT CATEGORY: Electric
PROJECT NUMBER: 722302	COUNCIL DISTRICT # N/A
DIVISION: Utilities	DEPARTMENT: Electric Production

PROJECT BUDGET

REVENUE BREAKDOWN

REVENUE SOURCES					UTILITY FUND	TOTAL
PRIOR BDGTS					1,600,000	1,600,000
PRIOR EXP						
BUDGET C/O					1,600,000	1,600,000
2023-2024					650,000	650,000
2024-2025					650,000	650,000
2025-2026						
2026-2027						
2027-2028						
BEYOND 2028						
TOTAL COST					2,900,000	2,900,000

EXPENDITURE BREAKDOWN

EXPENDITURE BREAKDOWN	ENGINEERING	TESTING	LAND ACQUISITION	CONSTRUCTION	OTHER	TOTAL
PRIOR BDGTS					1,600,000	1,600,000
2023-2024					650,000	650,000
2024-2025					650,000	650,000
2025-2026						
2026-2027						
2027-2028						
BEYOND 2028						
TOTAL COST					2,900,000	2,900,000

PROJECT SPECIFICATIONS

PROJECT DESCRIPTION:

Pull all combustion parts and send out for repair. Turbine buckets and nozzles on Stage 1 will be pulled out and sent for repair. Stages 2 and 3 will be inspected and repaired if needed.

PROJECT JUSTIFICATION:

GE recommended maintenance interval based on hot starts of the unit.

PROJECT PRIORITY:

A

START DATE:

2024

EST TIME TO COMPLETE: 3 Years

OPERATING BUDGET EFFECT:

X

NONE

N/A

SEE DETAIL

SHEET A 2023-2024/2027-2028 CAPITAL IMPROVEMENTS PROGRAM

PROJECT TITLE: Replace Feeder Cables-Plant, Twin Bridges	PROJECT CATEGORY: Electric
PROJECT NUMBER: 722303	COUNCIL DISTRICT # N/A
DIVISION: Utilities	DEPARTMENT: Electric Distribution

PROJECT BUDGET

REVENUE BREAKDOWN

REVENUE SOURCES					UTILITY FUND	TOTAL
PRIOR BDGTS					315,000	315,000
PRIOR EXP						
BUDGET C/O					315,000	315,000
2023-2024						
2024-2025					200,000	200,000
2025-2026					200,000	200,000
2026-2027					200,000	200,000
2027-2028					200,000	200,000
BEYOND 2028						
TOTAL COST					1,115,000	1,115,000

EXPENDITURE BREAKDOWN

EXPENDITURE BREAKDOWN	ENGINEERING	TESTING	LAND ACQUISITION	CONSTRUCTION	OTHER	TOTAL
PRIOR BDGTS					315,000	315,000
2023-2024						
2024-2025					200,000	200,000
2025-2026					200,000	200,000
2026-2027					200,000	200,000
2027-2028					200,000	200,000
BEYOND 2028						
TOTAL COST					1,115,000	1,115,000

PROJECT SPECIFICATIONS

PROJECT DESCRIPTION:	
PROJECT JUSTIFICATION:	
PROJECT PRIORITY:	A
START DATE:	2,024 EST TIME TO COMPLETE: Ongoing
OPERATING BUDGET EFFECT:	
X	NONE
	N/A
	SEE DETAIL

SHEET A 2023-2024/2027-2028 CAPITAL IMPROVEMENTS PROGRAM

PROJECT TITLE: Replace Bayou Rapides Switchgear	PROJECT CATEGORY: Electric
PROJECT NUMBER: 722305	COUNCIL DISTRICT # N/A
DIVISION: Utilities	DEPARTMENT: Electric Distribution

PROJECT BUDGET

REVENUE BREAKDOWN

REVENUE SOURCES					UTILITY FUND	TOTAL
PRIOR BDGTS					145,500	145,500
PRIOR EXP						
BUDGET C/O					145,500	145,500
2023-2024						
2024-2025					200,000	200,000
2025-2026					200,000	200,000
2026-2027					200,000	200,000
2027-2028					200,000	200,000
BEYOND 2028						
TOTAL COST					945,500	945,500

EXPENDITURE BREAKDOWN

EXPENDITURE BREAKDOWN	ENGINEERING	TESTING	LAND ACQUISITION	CONSTRUCTION	OTHER	TOTAL
PRIOR BDGTS					145,500	145,500
2023-2024						
2024-2025					200,000	200,000
2025-2026					200,000	200,000
2026-2027					200,000	200,000
2027-2028					200,000	200,000
BEYOND 2028						
TOTAL COST					945,500	945,500

PROJECT SPECIFICATIONS

PROJECT DESCRIPTION:	
PROJECT JUSTIFICATION:	
PROJECT PRIORITY:	A
START DATE: 2023	EST TIME TO COMPLETE: Ongoing
OPERATING BUDGET EFFECT:	
X	NONE
N/A	SEE DETAIL

SHEET A 2023-2024/2027-2028 CAPITAL IMPROVEMENTS PROGRAM

PROJECT TITLE: Electric SCADA	PROJECT CATEGORY: Electric
PROJECT NUMBER: 722306	COUNCIL DISTRICT # N/A
DIVISION: Utilities	DEPARTMENT: Electric Distribution

PROJECT BUDGET

REVENUE BREAKDOWN

REVENUE SOURCES					UTILITY FUND	TOTAL
PRIOR BDGTS					122,000	122,000
PRIOR EXP						
BUDGET C/O					122,000	122,000
2023-2024						
2024-2025					100,000	100,000
2025-2026					100,000	100,000
2026-2027						
2027-2028						
BEYOND 2028						
TOTAL COST					322,000	322,000

EXPENDITURE BREAKDOWN

EXPENDITURE BREAKDOWN	ENGINEERING	TESTING	LAND ACQUISITION	CONSTRUCTION	OTHER	TOTAL
PRIOR BDGTS					122,000	122,000
2023-2024						
2024-2025					100,000	100,000
2025-2026					100,000	100,000
2026-2027						
2027-2028						
BEYOND 2028						
TOTAL COST					322,000	322,000

PROJECT SPECIFICATIONS

PROJECT DESCRIPTION:	
PROJECT JUSTIFICATION:	
PROJECT PRIORITY:	A
START DATE: 2025	EST TIME TO COMPLETE: 3 Years
OPERATING BUDGET EFFECT:	
X	NONE
N/A	SEE DETAIL

SHEET A 2023-2024/2027-2028 CAPITAL IMPROVEMENTS PROGRAM

PROJECT TITLE: Automation Upgrade	PROJECT CATEGORY: Electric
PROJECT NUMBER: N/A	COUNCIL DISTRICT # N/A
DIVISION: Utilities	DEPARTMENT: Electric Production

PROJECT BUDGET

REVENUE BREAKDOWN

REVENUE SOURCES					UTILITY FUND	TOTAL
PRIOR BDGTS						
PRIOR EXP						
BUDGET C/O						
2023-2024						
2024-2025						
2025-2026					750,000	750,000
2026-2027						
2027-2028						
BEYOND 2028					650,000	650,000
TOTAL COST					1,400,000	1,400,000

EXPENDITURE BREAKDOWN

EXPENDITURE BREAKDOWN	ENGINEERING	TESTING	LAND ACQUISITION	CONSTRUCTION	OTHER	TOTAL
PRIOR BDGTS						
2023-2024						
2024-2025						
2025-2026					750,000	750,000
2026-2027						
2027-2028						
BEYOND 2028					650,000	650,000
TOTAL COST					1,400,000	1,400,000

PROJECT SPECIFICATIONS

PROJECT DESCRIPTION: Upgrade of HMI system.	
PROJECT JUSTIFICATION: System Upgrade.	
PROJECT PRIORITY:	A
START DATE: N/A	EST TIME TO COMPLETE: N/A
OPERATING BUDGET EFFECT:	
X NONE	N/A SEE DETAIL

SHEET A 2023-2024/2027-2028 CAPITAL IMPROVEMENTS PROGRAM

PROJECT TITLE: Power Plant GSU Switch Upgrade	PROJECT CATEGORY: Electric
PROJECT NUMBER: N/A	COUNCIL DISTRICT # N/A
DIVISION: Utilities	DEPARTMENT: Electric Distribution

PROJECT BUDGET

REVENUE BREAKDOWN

REVENUE SOURCES					UTILITY FUND	TOTAL
PRIOR BDGTS						
PRIOR EXP						
BUDGET C/O						
2023-2024						
2024-2025						
2025-2026						
2026-2027						
2027-2028						
BEYOND 2028					287,500	287,500
TOTAL COST					287,500	287,500

EXPENDITURE BREAKDOWN

EXPENDITURE BREAKDOWN	ENGINEERING	TESTING	LAND ACQUISITION	CONSTRUCTION	OTHER	TOTAL
PRIOR BDGTS						
2023-2024						
2024-2025						
2025-2026						
2026-2027						
2027-2028						
BEYOND 2028					287,500	287,500
TOTAL COST					287,500	287,500

PROJECT SPECIFICATIONS

PROJECT DESCRIPTION:
Add switches to safely switch between main and reserve GSU's for operation and testing.

PROJECT JUSTIFICATION:
Current system lacks efficiency and would cause multi day outage to change over from one to other for daily operations or testing of GSU's.

PROJECT PRIORITY: A

START DATE: N/A **EST TIME TO COMPLETE:** N/A

OPERATING BUDGET EFFECT:
 X NONE N/A SEE DETAIL

SHEET A 2023-2024/2027-2028 CAPITAL IMPROVEMENTS PROGRAM

PROJECT TITLE: Paint Substation Transformers/Switchgear	PROJECT CATEGORY: Electric
PROJECT NUMBER: N/A	COUNCIL DISTRICT # N/A
DIVISION: Utilities	DEPARTMENT: Electric Distribution

PROJECT BUDGET

REVENUE BREAKDOWN

REVENUE SOURCES					UTILITY FUND	TOTAL
PRIOR BDGTS						
PRIOR EXP						
BUDGET C/0						
2023-2024						
2024-2025						
2025-2026						
2026-2027						
2027-2028						
BEYOND 2028					125,000	125,000
TOTAL COST					125,000	125,000

EXPENDITURE BREAKDOWN

EXPENDITURE BREAKDOWN	ENGINEERING	TESTING	LAND ACQUISITION	CONSTRUCTION	OTHER	TOTAL
PRIOR BDGTS						0
2023-2024						
2024-2025						
2025-2026						
2026-2027						
2027-2028						
BEYOND 2028					125,000	125,000
TOTAL COST					125,000	125,000

PROJECT SPECIFICATIONS

PROJECT DESCRIPTION: Repaint substation transformers and switchgear at various substations.	
PROJECT JUSTIFICATION: Needed to prevent damage to internal components.	
PROJECT PRIORITY: A	
START DATE: N/A	EST TIME TO COMPLETE: N/A
OPERATING BUDGET EFFECT: <input checked="" type="checkbox"/> X <input type="checkbox"/> NONE <input type="checkbox"/> N/A <input type="checkbox"/> SEE DETAIL	

SHEET A 2023-2024/2027-2028 CAPITAL IMPROVEMENTS PROGRAM

PROJECT TITLE: Replace Prescott Switchgear #1	PROJECT CATEGORY: Electric
PROJECT NUMBER: N/A	COUNCIL DISTRICT # N/A
DIVISION: Utilities	DEPARTMENT: Electric Distribution

PROJECT BUDGET

REVENUE BREAKDOWN

REVENUE SOURCES					UTILITY FUND	TOTAL
PRIOR BDGTS						0
PRIOR EXP						0
BUDGET C/O						0
2023-2024						
2024-2025						
2025-2026						
2026-2027						
2027-2028						
BEYOND 2028					675,000	675,000
TOTAL COST					675,000	675,000

EXPENDITURE BREAKDOWN

EXPENDITURE BREAKDOWN	ENGINEERING	TESTING	LAND ACQUISITION	CONSTRUCTION	OTHER	TOTAL
PRIOR BDGTS						0
2023-2024						
2024-2025						
2025-2026						
2026-2027						
2027-2028						
BEYOND 2028					675,000	675,000
TOTAL COST					675,000	675,000

PROJECT SPECIFICATIONS

PROJECT DESCRIPTION: Replace existing switchgear at Prescott Road Substation.	
PROJECT JUSTIFICATION: Improve reliability of power to customers.	
PROJECT PRIORITY: START DATE: N/A	EST TIME TO COMPLETE: N/A
OPERATING BUDGET EFFECT: X NONE	SEE DETAIL

SHEET A 2023-2024/2027-2028 CAPITAL IMPROVEMENTS PROGRAM

PROJECT TITLE: Replace Prescott Transformer #2	PROJECT CATEGORY: Electric
PROJECT NUMBER: N/A	COUNCIL DISTRICT # N/A
DIVISION: Utilities	DEPARTMENT: Electric Distribution

PROJECT BUDGET

REVENUE BREAKDOWN

REVENUE SOURCES					UTILITY FUND	TOTAL
PRIOR BDGTS						0
PRIOR EXP						0
BUDGET C/0						0
2023-2024						
2024-2025						
2025-2026						
2026-2027						
2027-2028						
BEYOND 2028					900,000	900,000
TOTAL COST					900,000	900,000

EXPENDITURE BREAKDOWN

EXPENDITURE BREAKDOWN	ENGINEERING	TESTING	LAND ACQUISITION	CONSTRUCTION	OTHER	TOTAL
PRIOR BDGTS						0
2023-2024						
2024-2025						
2025-2026						
2026-2027						
2027-2028						
BEYOND 2028					900,000	900,000
TOTAL COST					900,000	900,000

PROJECT SPECIFICATIONS

PROJECT DESCRIPTION: Replace Tranformer #2 at the Prescott Road Substation.			
PROJECT JUSTIFICATION: Existing transformer was placed in 1971. Replacement is needed to continue reliability of power to customers.			
PROJECT PRIORITY:		A	
START DATE:	N/A	EST TIME TO COMPLETE:	N/A
OPERATING BUDGET EFFECT:	X	NONE	SEE DETAIL

SHEET A 2023-2024/2027-2028 CAPITAL IMPROVEMENTS PROGRAM

PROJECT TITLE: Willow Glen Breaker & Switch Rep	PROJECT CATEGORY: Electric
PROJECT NUMBER: N/A	COUNCIL DISTRICT # N/A
DIVISION: Utilities	DEPARTMENT: Electric Distribution

PROJECT BUDGET

REVENUE BREAKDOWN

REVENUE SOURCES					UTILITY FUND	TOTAL
PRIOR BDGTS						0
PRIOR EXP						0
BUDGET C/O						0
2023-2024						
2024-2025						
2025-2026						
2026-2027						
2027-2028						
BEYOND 2028					2,000,000	2,000,000
TOTAL COST					2,000,000	2,000,000

EXPENDITURE BREAKDOWN

EXPENDITURE BREAKDOWN	ENGINEERING	TESTING	LAND ACQUISITION	CONSTRUCTION	OTHER	TOTAL
PRIOR BDGTS						0
2023-2024						
2024-2025						
2025-2026						
2026-2027						
2027-2028						
BEYOND 2028					2,000,000	2,000,000
TOTAL COST	0			0	2,000,000	2,000,000

PROJECT SPECIFICATIONS

PROJECT DESCRIPTION: Replace Breaker and Switch at the Willow Glen Road Substation.			
PROJECT JUSTIFICATION: Existing equipment is past useful life.			
PROJECT PRIORITY:		A	
START DATE:	N/A	EST TIME TO COMPLETE:	N/A
OPERATING BUDGET EFFECT:	X	NONE	SEE DETAIL

SHEET A 2023-2024/2027-2028 CAPITAL IMPROVEMENTS PROGRAM

PROJECT TITLE: Twin Bridges Breaker & Switch Rep	PROJECT CATEGORY: Electric
PROJECT NUMBER: N/A	COUNCIL DISTRICT # N/A
DIVISION: Utilities	DEPARTMENT: Electric Distribution

PROJECT BUDGET

REVENUE BREAKDOWN

REVENUE SOURCES					UTILITY FUND	TOTAL
PRIOR BDGTS						0
PRIOR EXP						0
BUDGET C/O						0
2023-2024						
2024-2025						
2025-2026						
2026-2027						
2027-2028						
BEYOND 2028					2,000,000	2,000,000
TOTAL COST					2,000,000	2,000,000

EXPENDITURE BREAKDOWN

EXPENDITURE BREAKDOWN	ENGINEERING	TESTING	LAND ACQUISITION	CONSTRUCTION	OTHER	TOTAL
PRIOR BDGTS						0
2023-2024						
2024-2025						
2025-2026						
2026-2027						
2027-2028						
BEYOND 2028					2,000,000	2,000,000
TOTAL COST	0			0	2,000,000	2,000,000

PROJECT SPECIFICATIONS

PROJECT DESCRIPTION: Replace Breaker and Switch at the Twin Bridges Road Substation.	
PROJECT JUSTIFICATION: Existing equipment is past useful life.	
PROJECT PRIORITY: START DATE: N/A	EST TIME TO COMPLETE: N/A
OPERATING BUDGET EFFECT: X NONE	SEE DETAIL

2023-2024/2027-2028 CAPITAL IMPROVEMENTS BUDGET

TABLE OF CONTENTS

WATER

			PAGE
750004	Waterline Replacement & Rehab	154
751001	Water Well Reclamation	155
751202	Drill New Water Wells	156
751302	McNutt Field Water Feeder Line	157
751602	Fire Hydrant Thread Standardization	158
752001	Martha Lane/Paris St Water	159
752101	Adams Station Equipment Storage	160
752201	Water Production Stand By Generation	161
752202	Water Storage Security Cameras	162
752203	Ground Storage Tower & Roof	163
752204	Adams Tank Repair & Paint	164
752205	Kisatchie Ground Storage Aeration	165
752206	Kisatchie By Pass Phase I	166
752301	LSL Inventory Project	167
752401	Hwy 1 South Ground Storage Tank	168
*	Sterkx Road Materials Storage Cover	169
*	12" Main Bennett to Tulane	170
*	Industrial Park Tank Repair & Paint	171
*	Hamilton Tank Painting	172
*	24" Main Annadale Road	173
*	12" Main England Dr to Highway 1	174
*	Highway 1 South Wellfield Ph 1	175
*	Highway 1 South Wellfield Ph 2	176
*	Adams Pump Station Line Renovation	177
*	2 Way Radio Water	178
*	Russell/Rogers/Gay Rd Water Rep	179

2023-2024

**COMBINED CAPITAL PROJECTS
SOURCES OF FUNDING SUMMARY**

WATER

PROJECT IDENTIFICATION	SALES TAXES	AD VAL TAX- 14	AD VAL TAX- 18	FEDERAL FUNDS	STATE FUNDS	UTILITY FUND	OTHER	TOTALS
Waterline Replacement & Rehab						637,500		637,500
Water Well Reclamation						637,500		637,500
Drill New Water Wells						977,500		977,500
Water Production Stand By Generation						300,000		300,000
Kisatchie Ground Storage Aeration					1,250,000			1,250,000
LSL Inventory Project						100,000		100,000
Hwy 1 South Ground Storage Tank				4,000,000				4,000,000
Total Water	0	0	0	4,000,000	1,250,000	2,652,500	0	7,902,500

**ENTERPRISE CAPITAL PROJECTS
FIVE YEAR CAPITAL PLAN**

WATER

PROJ #	PROJECT IDENTIFICATION	BUDGET C/O	FISCAL YEAR					TOTAL 5 YEAR	BEYOND 2028	TOTAL COST
			23-24	24-25	25-26	26-27	27-28			
750004	Waterline Replacement & Rehab	829,918	637,500	750,000	750,000	750,000	750,000	3,637,500		3,637,500
751001	Water Well Reclamation	1,455,642	637,500	500,000	500,000			1,637,500		1,637,500
751202	Drill New Water Wells	434,532	977,500		750,000			1,727,500		1,727,500
751302	McNutt Field Water Feeder Line	0						0	1,300,000	1,300,000
751602	Fire Hydrant Thread Standardization	32,260						0		0
752001	Martha Lane/Paris St Water	310,932						0		0
752101	Adams Station Equipment Storage	7,637						0		0
752201	Water Production Stand By Generation	1,766,026	300,000	150,000	150,000			600,000		600,000
752202	Water Storage Security Cameras	124,485						0		0
752203	Ground Storage Tower & Roof	53,766						0		0
752204	Adams Tank Repair & Paint	1,850,000						0		0
752205	Kisatchie Ground Storage Aeration	1,615,160	1,250,000					1,250,000		0
752206	Kisatchie By Pass Phase I	1,595,000		725,000	625,000			1,350,000		0
752301	LSL Inventory Project	600,000	100,000					100,000		100,000
752401	Hwy 1 South Ground Storage Tank		4,000,000					4,000,000		4,000,000
*	Sterkx Road Materials Storage Cover	0						0	250,000	250,000
*	12" Main Bennett to Tulane	0						0	389,000	389,000
*	Industrial Park Tank Repair & Paint	0						0	900,000	900,000
*	Hamilton Tank Painting	0						0	160,000	160,000
*	24" Main Annadale Road	0						0	790,000	790,000
*	12" Main England Dr to Highway 1	0						0	869,000	869,000
*	Highway 1 South Wellfield Ph 1	0						0	1,195,000	1,195,000
*	Highway 1 South Wellfield Ph 2	0						0	3,526,000	3,526,000
*	Adams Pump Station Line Renovation	0						0	1,935,000	1,935,000
*	2 Way Radio Water	0						0	120,000	120,000
*	Russell/Rogers/Gay Rd Water Rep	0						0	975,000	975,000
Total Water		10,675,358	7,902,500	2,125,000	2,775,000	750,000	750,000	14,302,500	12,409,000	24,111,500

* Project Number to be Assigned
 @ New or Revised Projects
 Projects to be closed

SHEET A 2023-2024/2027-2028 CAPITAL IMPROVEMENTS PROGRAM

PROJECT TITLE: Waterline Replacement & Rehab	PROJECT CATEGORY: Water
PROJECT NUMBER: 750004	COUNCIL DISTRICT # N/A
DIVISION: Utilities	DEPARTMENT: Water

PROJECT BUDGET

REVENUE BREAKDOWN

REVENUE SOURCES					UTILITY FUND	TOTAL
PRIOR BDGTS					4,883,111	4,883,111
PRIOR EXP					4,053,193	4,053,193
BUDGET C/O					829,918	829,918
2023-2024					637,500	637,500
2024-2025					750,000	750,000
2025-2026					750,000	750,000
2026-2027					750,000	750,000
2027-2028					750,000	750,000
BEYOND 2028						0
TOTAL COST					8,520,611	8,520,611

EXPENDITURE BREAKDOWN

EXPENDITURE BREAKDOWN	ENGINEERING	TESTING	LAND ACQUISITION	CONSTRUCTION	OTHER	TOTAL
PRIOR BDGTS	25,000			4,858,111		4,883,111
2023-2024				637,500		637,500
2024-2025				750,000		750,000
2025-2026				750,000		750,000
2026-2027				750,000		750,000
2027-2028				750,000		750,000
BEYOND 2028						0
TOTAL COST	25,000	0	0	8,495,611	0	8,520,611

PROJECT SPECIFICATIONS

PROJECT DESCRIPTION: Replace deteriorated water lines within the City.
PROJECT JUSTIFICATION: Many lines have exceeded their engineered life expectancy.
PROJECT PRIORITY: A
START DATE: Ongoing EST TIME TO COMPLETE: As needed
OPERATING BUDGET EFFECT: <input type="checkbox"/> NONE <input checked="" type="checkbox"/> X <input type="checkbox"/> N/A <input type="checkbox"/> SEE DETAIL

SHEET A 2023-2024/2027-2028 CAPITAL IMPROVEMENTS PROGRAM

PROJECT TITLE: Water Well Reclamation	PROJECT CATEGORY: Water
PROJECT NUMBER: 751001	COUNCIL DISTRICT # N/A
DIVISION: Utilities	DEPARTMENT: Water

PROJECT BUDGET

REVENUE BREAKDOWN

REVENUE SOURCES	State Water	Utility Revenue Bonds 2014	UTILITY FUND	TOTAL
PRIOR BDGTS		376,699	7,207,156	7,583,855
PRIOR EXP		376,699	5,751,514	6,128,213
BUDGET C/O		0	1,455,642	1,455,642
2023-2024			637,500	637,500
2024-2025			500,000	500,000
2025-2026			500,000	500,000
2026-2027				
2027-2028				
BEYOND 2028				0
TOTAL COST		376,699	8,844,656	9,221,355

EXPENDITURE BREAKDOWN

EXPENDITURE BREAKDOWN	ENGINEERING	TESTING	LAND ACQUISITION	CONSTRUCTION	OTHER	TOTAL
PRIOR BDGTS	200,000			7,383,855		7,583,855
2023-2024				637,500		637,500
2024-2025				500,000		500,000
2025-2026				500,000		500,000
2026-2027						
2027-2028						
BEYOND 2028						0
TOTAL COST	200,000	0	0	9,021,355	0	9,221,355

PROJECT SPECIFICATIONS

PROJECT DESCRIPTION: Reclaim abandoned water well within the City's corporate limits.
PROJECT JUSTIFICATION: Increasing water production inside the City would reduce dependency on the Kisatchie Well Field in time of emergency.
PROJECT PRIORITY: A
START DATE: Ongoing EST TIME TO COMPLETE: Ongoing
OPERATING BUDGET EFFECT: <div style="display: flex; justify-content: space-around; width: 100%;"> NONE X N/A SEE DETAIL </div>

SHEET A 2023-2024/2027-2028 CAPITAL IMPROVEMENTS PROGRAM

PROJECT TITLE: Drill New Water Wells	PROJECT CATEGORY: Water
PROJECT NUMBER: 751202	COUNCIL DISTRICT # N/A
DIVISION: Utilities	DEPARTMENT: Water

PROJECT BUDGET

REVENUE BREAKDOWN

REVENUE SOURCES				UTILITY FUND	STATE DHH LOAN	TOTAL
PRIOR BDGTS				2,881,001	2,583,700	5,464,701
PRIOR EXP				2,446,469	2,583,700	5,030,169
BUDGET C/O				434,532	0	434,532
2023-2024				977,500		977,500
2024-2025						
2025-2026				750,000		750,000
2026-2027						
2027-2028						
BEYOND 2028						0
TOTAL COST				4,608,501	2,583,700	7,192,201

EXPENDITURE BREAKDOWN

EXPENDITURE BREAKDOWN	ENGINEERING	TESTING	LAND ACQUISITION	CONSTRUCTION	OTHER	TOTAL
PRIOR BDGTS				5,464,701		5,464,701
2023-2024				977,500		977,500
2024-2025						
2025-2026				750,000		750,000
2026-2027						
2027-2028						
BEYOND 2028						0
TOTAL COST				7,192,201	0	7,192,201

PROJECT SPECIFICATIONS

PROJECT DESCRIPTION: Redrill or replace water wells.
PROJECT JUSTIFICATION: Wells have to be replaced or redrilled as they approach their useful lives.
PROJECT PRIORITY: A START DATE: Ongoing EST TIME TO COMPLETE: Ongoing OPERATING BUDGET EFFECT: NONE X N/A SEE DETAIL

SHEET A 2023-2024/2027-2028 CAPITAL IMPROVEMENTS PROGRAM

PROJECT TITLE: McNutt Field Water Feeder Line	PROJECT CATEGORY: Water
PROJECT NUMBER: 751302	COUNCIL DISTRICT # N/A
DIVISION: Utilities	DEPARTMENT: Water

PROJECT BUDGET

REVENUE BREAKDOWN

REVENUE SOURCES					UTILITY FUND	TOTAL
PRIOR BDGTS					527,627	527,627
PRIOR EXP					527,627	527,627
BUDGET C/O					0	0
2023-2024						
2024-2025						
2025-2026						
2026-2027						
2027-2028						
BEYOND 2028					1,300,000	1,300,000
TOTAL COST					1,827,627	1,827,627

EXPENDITURE BREAKDOWN

EXPENDITURE BREAKDOWN	ENGINEERING	TESTING	LAND ACQUISITION	CONSTRUCTION	OTHER	TOTAL
PRIOR BDGTS					527,627	527,627
2023-2024						
2024-2025						
2025-2026						
2026-2027						
2027-2028						
BEYOND 2028					1,300,000	1,300,000
TOTAL COST					1,827,627	1,827,627

PROJECT SPECIFICATIONS

PROJECT DESCRIPTION: Replace water line main from McNutt Well Field to Hwy 1 Tank.			
PROJECT JUSTIFICATION: Existing DI main is deteriorated and in need of replacement.			
PROJECT PRIORITY:		A	
START DATE:	N/A	EST TIME TO COMPLETE:	N/A
OPERATING BUDGET EFFECT:	NONE	X	SEE DETAIL

SHEET A 2023-2024/2027-2028 CAPITAL IMPROVEMENTS PROGRAM

PROJECT TITLE: Fire Hydrant Thread Standardization	PROJECT CATEGORY: Water
PROJECT NUMBER: 751602	COUNCIL DISTRICT # N/A
DIVISION: Utilities	DEPARTMENT: Water

PROJECT BUDGET

REVENUE BREAKDOWN

REVENUE SOURCES					UTILITY FUND	TOTAL
PRIOR BDGTS					55,000	55,000
PRIOR EXP					22,740	22,740
BUDGET C/O					32,260	32,260
2023-2024						
2024-2025						
2025-2026						
2026-2027						
2027-2028						
BEYOND 2028						0
TOTAL COST					55,000	55,000

EXPENDITURE BREAKDOWN

EXPENDITURE BREAKDOWN	ENGINEERING	TESTING	LAND ACQUISITION	CONSTRUCTION	OTHER	TOTAL
PRIOR BDGTS					55,000	55,000
2023-2024						
2024-2025						
2025-2026						
2026-2027						
2027-2028						
BEYOND 2028						0
TOTAL COST					55,000	55,000

PROJECT SPECIFICATIONS

PROJECT DESCRIPTION: Install thread adapters for uniformity of Fire connections.			
PROJECT JUSTIFICATION: Standardized threads will be easier to maintain and faster to utilize in an emergency.			
PROJECT PRIORITY:	A		
START DATE: Ongoing	EST TIME TO COMPLETE:	Ongoing	
OPERATING BUDGET EFFECT:	NONE	X	N/A
		SEE DETAIL	

SHEET A 2023-2024/2027-2028 CAPITAL IMPROVEMENTS PROGRAM

PROJECT TITLE: Martha Lane/Paris St Water	PROJECT CATEGORY: Water
PROJECT NUMBER: 752001	COUNCIL DISTRICT # 1
DIVISION: Utilities	DEPARTMENT: Water

PROJECT BUDGET

REVENUE BREAKDOWN

REVENUE SOURCES					UTILITY FUND	TOTAL
PRIOR BDGTS					650,000	650,000
PRIOR EXP					339,068	339,068
BUDGET C/O					310,932	310,932
2023-2024						
2024-2025						
2025-2026						
2026-2027						
2027-2028						
BEYOND 2028						
TOTAL COST					650,000	650,000

EXPENDITURE BREAKDOWN

EXPENDITURE BREAKDOWN	ENGINEERING	TESTING	LAND ACQUISITION	CONSTRUCTION	OTHER	TOTAL
PRIOR BDGTS				650,000		650,000
2023-2024						
2024-2025						
2025-2026						
2026-2027						
2027-2028						
BEYOND 2028						
TOTAL COST				650,000		650,000

PROJECT SPECIFICATIONS

PROJECT DESCRIPTION: Construction of 8" Water Main.			
PROJECT JUSTIFICATION: Replace existing wall fiber piped main with C-900 PVC main. Existing material is brittle and difficult to repair.			
PROJECT PRIORITY:		A	
START DATE:	2022	EST TIME TO COMPLETE:	3 Years
OPERATING BUDGET EFFECT:	NONE	X	N/A
			SEE DETAIL

SHEET A 2023-2024/2027-2028 CAPITAL IMPROVEMENTS PROGRAM

PROJECT TITLE: Adams Station Equipment Storage	PROJECT CATEGORY: Water
PROJECT NUMBER: 752101	COUNCIL DISTRICT # N/A
DIVISION: Utilities	DEPARTMENT: Water

PROJECT BUDGET

REVENUE BREAKDOWN

REVENUE SOURCES					UTILITY FUND	TOTAL
PRIOR BDGTS					189,150	189,150
PRIOR EXP					181,513	181,513
BUDGET C/O					7,637	7,637
2023-2024						
2024-2025						
2025-2026						
2026-2027						
2027-2028						
BEYOND 2028						
TOTAL COST					189,150	189,150

EXPENDITURE BREAKDOWN

EXPENDITURE BREAKDOWN	ENGINEERING	TESTING	LAND ACQUISITION	CONSTRUCTION	OTHER	TOTAL
PRIOR BDGTS					189,150	189,150
2023-2024						
2024-2025						
2025-2026						
2026-2027						
2027-2028						
BEYOND 2028						
TOTAL COST					189,150	189,150

PROJECT SPECIFICATIONS

PROJECT DESCRIPTION: Construction of an all weather storage cover at Adams Pump Station.			
PROJECT JUSTIFICATION: Protection of equipment and materials from the elements.			
PROJECT PRIORITY:		A	
START DATE:	N/A	EST TIME TO COMPLETE:	N/A
OPERATING BUDGET EFFECT:	NONE	X	N/A
			SEE DETAIL

SHEET A 2023-2024/2027-2028 CAPITAL IMPROVEMENTS PROGRAM

PROJECT TITLE: Water Production Stand By Generation	PROJECT CATEGORY: Water
PROJECT NUMBER: 752201	COUNCIL DISTRICT # N/A
DIVISION: Utilities	DEPARTMENT: Water

PROJECT BUDGET

REVENUE BREAKDOWN

REVENUE SOURCES					UTILITY FUND	TOTAL
PRIOR BDGTS					2,594,490	2,594,490
PRIOR EXP					828,464	828,464
BUDGET C/O					1,766,026	1,766,026
2023-2024					300,000	300,000
2024-2025					150,000	150,000
2025-2026					150,000	150,000
2026-2027						
2027-2028						
BEYOND 2028						
TOTAL COST					3,194,490	3,194,490

EXPENDITURE BREAKDOWN

EXPENDITURE BREAKDOWN	ENGINEERING	TESTING	LAND ACQUISITION	CONSTRUCTION	OTHER	TOTAL
PRIOR BDGTS					2,594,490	2,594,490
2023-2024					300,000	300,000
2024-2025					150,000	150,000
2025-2026					150,000	150,000
2026-2027						
2027-2028						
BEYOND 2028						
TOTAL COST					3,194,490	3,194,490

PROJECT SPECIFICATIONS

PROJECT DESCRIPTION: Installation of standby by electrical generation for water wells and booster stations.			
PROJECT JUSTIFICATION: Required by LDH to fulfill Maximum Daily Demand in the event of power failure.			
PROJECT PRIORITY:		A	
START DATE: 2022	EST TIME TO COMPLETE:		4 Years
OPERATING BUDGET EFFECT:	NONE	X	N/A
			SEE DETAIL

SHEET A 2023-2024/2027-2028 CAPITAL IMPROVEMENTS PROGRAM

PROJECT TITLE: Water Storage Security Cameras	PROJECT CATEGORY: Water
PROJECT NUMBER: 752202	COUNCIL DISTRICT # N/A
DIVISION: Utilities	DEPARTMENT: Water

PROJECT BUDGET

REVENUE BREAKDOWN

REVENUE SOURCES					UTILITY FUND	TOTAL
PRIOR BDGTS					300,950	300,950
PRIOR EXP					176,465	176,465
BUDGET C/O					124,485	124,485
2023-2024						
2024-2025						
2025-2026						
2026-2027						
2027-2028						
BEYOND 2028						
TOTAL COST					300,950	300,950

EXPENDITURE BREAKDOWN

EXPENDITURE BREAKDOWN	ENGINEERING	TESTING	LAND ACQUISITION	CONSTRUCTION	OTHER	TOTAL
PRIOR BDGTS					300,950	300,950
2023-2024						
2024-2025						
2025-2026						
2026-2027						
2027-2028						
BEYOND 2028						
TOTAL COST					300,950	300,950

PROJECT SPECIFICATIONS

PROJECT DESCRIPTION: Installation of camera equipment of Water Storage Facilities and Chlorine Injection Sites.			
PROJECT JUSTIFICATION: Provide 24 surveillance.			
PROJECT PRIORITY:		A	
START DATE:	2023	EST TIME TO COMPLETE:	2 Years
OPERATING BUDGET EFFECT:	NONE	X	N/A
			SEE DETAIL

SHEET A 2023-2024/2027-2028 CAPITAL IMPROVEMENTS PROGRAM

PROJECT TITLE: Ground Storage Tower & Roof	PROJECT CATEGORY: Water
PROJECT NUMBER: 752203	COUNCIL DISTRICT # N/A
DIVISION: Utilities	DEPARTMENT: Water

PROJECT BUDGET

REVENUE BREAKDOWN

REVENUE SOURCES					UTILITY FUND	TOTAL
PRIOR BDGTS					155,100	155,100
PRIOR EXP					101,334	101,334
BUDGET C/O					53,766	53,766
2023-2024						
2024-2025						
2025-2026						
2026-2027						
2027-2028						
BEYOND 2028						
TOTAL COST					155,100	155,100

EXPENDITURE BREAKDOWN

EXPENDITURE BREAKDOWN	ENGINEERING	TESTING	LAND ACQUISITION	CONSTRUCTION	OTHER	TOTAL
PRIOR BDGTS					155,100	155,100
2023-2024						
2024-2025						
2025-2026						
2026-2027						
2027-2028						
BEYOND 2028						
TOTAL COST					155,100	155,100

PROJECT SPECIFICATIONS

PROJECT DESCRIPTION: Repairs to building roof at Ground Storage and replacement of SCADA tower.			
PROJECT JUSTIFICATION: Damage sustained during Hurricane Laura.			
PROJECT PRIORITY:	A		
START DATE: 2022	EST TIME TO COMPLETE:	2 Years	
OPERATING BUDGET EFFECT:	NONE	X	N/A
	SEE DETAIL		

SHEET A 2023-2024/2027-2028 CAPITAL IMPROVEMENTS PROGRAM

PROJECT TITLE: Adams Tank Repair & Paint	PROJECT CATEGORY: Water
PROJECT NUMBER: 752204	COUNCIL DISTRICT # N/A
DIVISION: Utilities	DEPARTMENT: Water

PROJECT BUDGET

REVENUE BREAKDOWN

REVENUE SOURCES					FEDERAL ARPA	TOTAL
PRIOR BDGTS					1,850,000	1,850,000
PRIOR EXP						
BUDGET C/O					1,850,000	1,850,000
2023-2024						
2024-2025						
2025-2026						
2026-2027						
2027-2028						
BEYOND 2028						0
TOTAL COST					1,850,000	1,850,000

EXPENDITURE BREAKDOWN

EXPENDITURE BREAKDOWN	ENGINEERING	TESTING	LAND ACQUISITION	CONSTRUCTION	OTHER	TOTAL
PRIOR BDGTS					1,850,000	1,850,000
2023-2024						
2024-2025						
2025-2026						
2026-2027						
2027-2028						
BEYOND 2028						0
TOTAL COST					1,850,000	1,850,000

PROJECT SPECIFICATIONS

PROJECT DESCRIPTION: Repair and paint Adams Station Tank.			
PROJECT JUSTIFICATION: Tank walls and roofare in need of repair and painting.			
PROJECT PRIORITY:	A		
START DATE: 2024	EST TIME TO COMPLETE:	2 Years	
OPERATING BUDGET EFFECT:	NONE	X	SEE DETAIL

SHEET A 2023-2024/2027-2028 CAPITAL IMPROVEMENTS PROGRAM

PROJECT TITLE: Kisatchie Ground Storage Aeration	PROJECT CATEGORY: Water
PROJECT NUMBER: 752205	COUNCIL DISTRICT # N/A
DIVISION: Utilities	DEPARTMENT: Water

PROJECT BUDGET

REVENUE BREAKDOWN

REVENUE SOURCES				State Water Sector	FEDERAL ARPA	TOTAL
PRIOR BDGTS					1,700,000	1,700,000
PRIOR EXP					84,840	84,840
BUDGET C/O					1,615,160	1,615,160
2023-2024				1,250,000		1,250,000
2024-2025						
2025-2026						
2026-2027						
2027-2028						
BEYOND 2028						0
TOTAL COST				1,250,000	1,615,160	2,950,000

EXPENDITURE BREAKDOWN

EXPENDITURE BREAKDOWN	ENGINEERING	TESTING	LAND ACQUISITION	CONSTRUCTION	OTHER	TOTAL
PRIOR BDGTS					1,700,000	1,700,000
2023-2024					1,250,000	1,250,000
2024-2025						
2025-2026						
2026-2027						
2027-2028						
BEYOND 2028						0
TOTAL COST					2,950,000	2,950,000

PROJECT SPECIFICATIONS

PROJECT DESCRIPTION: Installation of fine bubble air diffusion in both 2 MG Water Storage Tanks,			
PROJECT JUSTIFICATION: Shallow wells in Kisatchie Well Field produce water with significant concentrations of Carbon Dioxide. This project will strip the CO2 from the water which will increase the PH and help to further optimize our corrosion control throughout the System.			
PROJECT PRIORITY:		A	
START DATE:	2024	EST TIME TO COMPLETE:	2 Years
OPERATING BUDGET EFFECT:		NONE	X N/A SEE DETAIL

CITY OF ALEXANDRIA

SHEET A 2023-2024/2027-2028 CAPITAL IMPROVEMENTS PROGRAM

PROJECT TITLE: Kisatchie By Pass Phase I	PROJECT CATEGORY: Water
PROJECT NUMBER: 752206	COUNCIL DISTRICT # N/A
DIVISION: Utilities	DEPARTMENT: Water

PROJECT BUDGET

REVENUE BREAKDOWN

REVENUE SOURCES				UTILITY FUND	FEDERAL ARPA	TOTAL
PRIOR BDGTS				500,000	1,095,000	1,595,000
PRIOR EXP						
BUDGET C/O				500,000	1,095,000	1,595,000
2023-2024						
2024-2025				725,000		725,000
2025-2026				625,000		625,000
2026-2027						
2027-2028						
BEYOND 2028						0
TOTAL COST				1,850,000	1,095,000	2,945,000

EXPENDITURE BREAKDOWN

EXPENDITURE BREAKDOWN	ENGINEERING	TESTING	LAND ACQUISITION	CONSTRUCTION	OTHER	TOTAL
PRIOR BDGTS					1,595,000	1,595,000
2023-2024						
2024-2025					725,000	725,000
2025-2026					625,000	625,000
2026-2027						
2027-2028						
BEYOND 2028						0
TOTAL COST	0	0	0	0	2,945,000	2,945,000

PROJECT SPECIFICATIONS

PROJECT DESCRIPTION: Extension of existing by-pass line by 5,600 feet from Ground Storage.			
PROJECT JUSTIFICATION: This section of transmission line is severely deteriorated due to the high pH of the soil. A failure would reduce capacity to maintain water levels and serve customers.			
PROJECT PRIORITY:		A	
START DATE: 2024		EST TIME TO COMPLETE:	3 Years
OPERATING BUDGET EFFECT:	NONE	X	N/A
			SEE DETAIL

SHEET A 2023-2024/2027-2028 CAPITAL IMPROVEMENTS PROGRAM

PROJECT TITLE: LSL Inventory Project	PROJECT CATEGORY: Water
PROJECT NUMBER: 752301	COUNCIL DISTRICT # N/A
DIVISION: Utilities	DEPARTMENT: Water

PROJECT BUDGET

REVENUE BREAKDOWN

REVENUE SOURCES					UTILITY FUND	TOTAL
PRIOR BDGTS					600,000	600,000
PRIOR EXP						
BUDGET C/O					600,000	600,000
2023-2024					100,000	100,000
2024-2025						
2025-2026						
2026-2027						
2027-2028						
BEYOND 2028						
TOTAL COST					700,000	700,000

EXPENDITURE BREAKDOWN

EXPENDITURE BREAKDOWN	ENGINEERING	TESTING	LAND ACQUISITION	CONSTRUCTION	OTHER	TOTAL
PRIOR BDGTS					600,000	600,000
2023-2024					100,000	100,000
2024-2025						
2025-2026						
2026-2027						
2027-2028						
BEYOND 2028						0
TOTAL COST	0	0	0	0	700,000	700,000

PROJECT SPECIFICATIONS

PROJECT DESCRIPTION: Inventory of Lead Water Service Lines.			
PROJECT JUSTIFICATION: State mandated.			
PROJECT PRIORITY:		A	
START DATE: 2024		EST TIME TO COMPLETE:	3 Years
OPERATING BUDGET EFFECT:	NONE	X	N/A
			SEE DETAIL

SHEET A 2023-2024/2027-2028 CAPITAL IMPROVEMENTS PROGRAM

PROJECT TITLE: Hwy 1 South Ground Storage Tank	PROJECT CATEGORY: Water
PROJECT NUMBER: 752401	COUNCIL DISTRICT # N/A
DIVISION: Utilities	DEPARTMENT: Water

PROJECT BUDGET

REVENUE BREAKDOWN

REVENUE SOURCES					HUD	TOTAL
PRIOR BDGTS						
PRIOR EXP						
BUDGET C/O						
2023-2024					4,000,000	4,000,000
2024-2025						
2025-2026						
2026-2027						
2027-2028						
BEYOND 2028						
TOTAL COST					4,000,000	4,000,000

EXPENDITURE BREAKDOWN

EXPENDITURE BREAKDOWN	ENGINEERING	TESTING	LAND ACQUISITION	CONSTRUCTION	OTHER	TOTAL
PRIOR BDGTS						
2023-2024					4,000,000	4,000,000
2024-2025						
2025-2026						
2026-2027						
2027-2028						
BEYOND 2028						0
TOTAL COST	0	0	0	0	4,000,000	4,000,000

PROJECT SPECIFICATIONS

PROJECT DESCRIPTION: Construction of 1 Million Gallon Ground Storage Tank.			
PROJECT JUSTIFICATION: Increase water production and availability.			
PROJECT PRIORITY:		A	
START DATE:	2025	EST TIME TO COMPLETE:	2 Years
OPERATING BUDGET EFFECT:	NONE	X	N/A
			SEE DETAIL

SHEET A 2023-2024/2027-2028 CAPITAL IMPROVEMENTS PROGRAM

PROJECT TITLE: Sterkx Road Materials Storage Cover	PROJECT CATEGORY: Water
PROJECT NUMBER: N/A	COUNCIL DISTRICT # N/A
DIVISION: Utilities	DEPARTMENT: Water

PROJECT BUDGET

REVENUE BREAKDOWN

REVENUE SOURCES					UTILITY FUND	TOTAL
PRIOR BDGTS						
PRIOR EXP						
BUDGET C/O						
2023-2024						
2024-2025						
2025-2026						
2026-2027						
2027-2028						
BEYOND 2028					250,000	250,000
TOTAL COST					250,000	250,000

EXPENDITURE BREAKDOWN

EXPENDITURE BREAKDOWN	ENGINEERING	TESTING	LAND ACQUISITION	CONSTRUCTION	OTHER	TOTAL
PRIOR BDGTS						
2023-2024						
2024-2025						
2025-2026						
2026-2027						
2027-2028						
BEYOND 2028	25,000				225,000	250,000
TOTAL COST	25,000				225,000	250,000

PROJECT SPECIFICATIONS

PROJECT DESCRIPTION: Construction of all weather cover for construction materials storage at Sterkx Road.			
PROJECT JUSTIFICATION: Existing backfill materials are currently stored in the elements. Construction of an all weather cover will keep materials dry and ready for use.			
PROJECT PRIORITY:		A	
START DATE:	N/A	EST TIME TO COMPLETE:	N/A
OPERATING BUDGET EFFECT:	NONE	X	N/A
			SEE DETAIL

SHEET A 2023-2024/2027-2028 CAPITAL IMPROVEMENTS PROGRAM

PROJECT TITLE: 12" Main Bennett to Tulane	PROJECT CATEGORY: Water
PROJECT NUMBER: N/A	COUNCIL DISTRICT # N/A
DIVISION: Utilities	DEPARTMENT: Water

PROJECT BUDGET

REVENUE BREAKDOWN

REVENUE SOURCES					UTILITY FUND	TOTAL
PRIOR BDGTS						
PRIOR EXP						
BUDGET C/O						
2023-2024						
2024-2025						
2025-2026						
2026-2027						
2027-2028						
BEYOND 2028					389,000	389,000
TOTAL COST					389,000	389,000

EXPENDITURE BREAKDOWN

EXPENDITURE BREAKDOWN	ENGINEERING	TESTING	LAND ACQUISITION	CONSTRUCTION	OTHER	TOTAL
PRIOR BDGTS						
2023-2024						
2024-2025						
2025-2026						
2026-2027						
2027-2028						
BEYOND 2028				389,000		389,000
TOTAL COST				389,000		389,000

PROJECT SPECIFICATIONS

PROJECT DESCRIPTION: Construction of a 12" Water Main.			
PROJECT JUSTIFICATION: This new main will form a loop connecting existing an existing 12" main along Bennett Street with the existing main along Tulane Avenue. This loop will improve water flow and capacity.			
PROJECT PRIORITY:	A		
START DATE:	N/A	EST TIME TO COMPLETE:	2 months N/A
OPERATING BUDGET EFFECT:			
NONE	X	N/A	SEE DETAIL

SHEET A 2023-2024/2027-2028 CAPITAL IMPROVEMENTS PROGRAM

PROJECT TITLE: Industrial Park Tank Repair & Paint	PROJECT CATEGORY: Water
PROJECT NUMBER: N/A	COUNCIL DISTRICT # N/A
DIVISION: Utilities	DEPARTMENT: Water

PROJECT BUDGET

REVENUE BREAKDOWN

REVENUE SOURCES					UTILITY FUND	TOTAL
PRIOR BDGTS						
PRIOR EXP						
BUDGET C/0						
2023-2024						
2024-2025						
2025-2026						
2026-2027						
2027-2028						
BEYOND 2028					900,000	900,000
TOTAL COST					900,000	900,000

EXPENDITURE BREAKDOWN

EXPENDITURE BREAKDOWN	ENGINEERING	TESTING	LAND ACQUISITION	CONSTRUCTION	OTHER	TOTAL
PRIOR BDGTS						
2023-2024						
2024-2025						
2025-2026						
2026-2027						
2027-2028						
BEYOND 2028					900,000	900,000
TOTAL COST					900,000	900,000

PROJECT SPECIFICATIONS

PROJECT DESCRIPTION: Paint and repair Industrial Park Elevated Storage Tank.			
PROJECT JUSTIFICATION: Tank interior and exterior walls are in need of repair and painting.			
PROJECT PRIORITY:		A	
START DATE:	N/A	EST TIME TO COMPLETE:	N/A
OPERATING BUDGET EFFECT:	NONE	X	SEE DETAIL

SHEET A 2023-2024/2027-2028 CAPITAL IMPROVEMENTS PROGRAM

PROJECT TITLE: Hamilton Street Tank Painting	PROJECT CATEGORY: Water
PROJECT NUMBER: N/A	COUNCIL DISTRICT # N/A
DIVISION: Utilities	DEPARTMENT: Water

PROJECT BUDGET

REVENUE BREAKDOWN

REVENUE SOURCES					UTILITY FUND	TOTAL
PRIOR BDGTS						
PRIOR EXP						
BUDGET C/O						
2023-2024						
2024-2025						
2025-2026						
2026-2027						
2027-2028						
BEYOND 2028					160,000	160,000
TOTAL COST					160,000	160,000

EXPENDITURE BREAKDOWN

EXPENDITURE BREAKDOWN	ENGINEERING	TESTING	LAND ACQUISITION	CONSTRUCTION	OTHER	TOTAL
PRIOR BDGTS						
2023-2024						
2024-2025						
2025-2026						
2026-2027						
2027-2028						
BEYOND 2028					160,000	160,000
TOTAL COST					160,000	160,000

PROJECT SPECIFICATIONS

PROJECT DESCRIPTION: Paint and repair Hamilton Street Ground Storage Tank.			
PROJECT JUSTIFICATION: Tank exterior walls are in need of water blasting, repair, and painting.			
PROJECT PRIORITY:		A	
START DATE:	N/A	EST TIME TO COMPLETE: 2 months	N/A
OPERATING BUDGET EFFECT:	NONE	X	N/A
			SEE DETAIL

SHEET A 2023-2024/2027-2028 CAPITAL IMPROVEMENTS PROGRAM

PROJECT TITLE: 24" Main Annadale Road	PROJECT CATEGORY: Water
PROJECT NUMBER: N/A	COUNCIL DISTRICT # N/A
DIVISION: Utilities	DEPARTMENT: Water

PROJECT BUDGET

REVENUE BREAKDOWN

REVENUE SOURCES					UTILITY FUND	TOTAL
PRIOR BDGTS						
PRIOR EXP						
BUDGET C/O						
2023-2024						
2024-2025						
2025-2026						
2026-2027						
2027-2028						
BEYOND 2028					790,000	790,000
TOTAL COST					790,000	790,000

EXPENDITURE BREAKDOWN

EXPENDITURE BREAKDOWN	ENGINEERING	TESTING	LAND ACQUISITION	CONSTRUCTION	OTHER	TOTAL
PRIOR BDGTS						
2023-2024						
2024-2025						
2025-2026						
2026-2027						
2027-2028						
BEYOND 2028				790,000		790,000
TOTAL COST				790,000		790,000

PROJECT SPECIFICATIONS

PROJECT DESCRIPTION: Replacement of 24" Water Main.			
PROJECT JUSTIFICATION: Existing main from Dixie Lane to Annadale Road has had numerous failures due to acidic soil in the area.			
PROJECT PRIORITY:	A		
START DATE: N/A	EST TIME TO COMPLETE: 2 months	N/A	
OPERATING BUDGET EFFECT:	NONE	X	N/A
			SEE DETAIL

CITY OF ALEXANDRIA

SHEET A 2023-2024/2027-2028 CAPITAL IMPROVEMENTS PROGRAM

PROJECT TITLE: 12" Main England Drive to Highway 1	PROJECT CATEGORY: Water
PROJECT NUMBER: N/A	COUNCIL DISTRICT # N/A
DIVISION: Utilities	DEPARTMENT: Water

PROJECT BUDGET

REVENUE BREAKDOWN

REVENUE SOURCES					UTILITY FUND	TOTAL
PRIOR BDGTS						
PRIOR EXP						
BUDGET C/O						
2023-2024						
2024-2025						
2025-2026						
2026-2027						
2027-2028						
BEYOND 2028					869,000	869,000
TOTAL COST					869,000	869,000

EXPENDITURE BREAKDOWN

EXPENDITURE BREAKDOWN	ENGINEERING	TESTING	LAND ACQUISITION	CONSTRUCTION	OTHER	TOTAL
PRIOR BDGTS						
2023-2024						
2024-2025						
2025-2026						
2026-2027						
2027-2028						
BEYOND 2028				869,000		869,000
TOTAL COST				869,000	0	869,000

PROJECT SPECIFICATIONS

PROJECT DESCRIPTION: Construction of a 12" water main.
PROJECT JUSTIFICATION: Main will be installed along Plantation Road, Community Lane, and England Drive. This will form a loop connecting existing an existing 12" main along Plantation Road with existing 12" mains along England Drive and LA Highway 1. This loop will improve water flow and capacity.
PROJECT PRIORITY: A
START DATE: N/A EST TIME TO COMPLETE: 2 months N/A
OPERATING BUDGET EFFECT: <div style="display: flex; justify-content: space-around; width: 100%;"> NONE X N/A SEE DETAIL </div>

SHEET A 2023-2024/2027-2028 CAPITAL IMPROVEMENTS PROGRAM

PROJECT TITLE: Highway 1 South Well Field Ph 1	PROJECT CATEGORY: Water
PROJECT NUMBER: N/A	COUNCIL DISTRICT # N/A
DIVISION: Utilities	DEPARTMENT: Water

PROJECT BUDGET

REVENUE BREAKDOWN

REVENUE SOURCES					UTILITY FUND	TOTAL
PRIOR BDGTS						
PRIOR EXP						
BUDGET C/O						
2023-2024						
2024-2025						
2025-2026						
2026-2027						
2027-2028						
BEYOND 2028					1,195,000	1,195,000
TOTAL COST					1,195,000	1,195,000

EXPENDITURE BREAKDOWN

EXPENDITURE BREAKDOWN	ENGINEERING	TESTING	LAND ACQUISITION	CONSTRUCTION	OTHER	TOTAL
PRIOR BDGTS						
2023-2024						
2024-2025						
2025-2026						
2026-2027						
2027-2028						
BEYOND 2028	152,000	3,000		1,040,000		1,195,000
TOTAL COST	152,000	3,000		1,040,000		1,195,000

PROJECT SPECIFICATIONS

PROJECT DESCRIPTION: Construction of high volume water well and related CL2 facilities along Highway 1 South.			
PROJECT JUSTIFICATION: Recent test hole along Highway 1 found quality water in high volume. This is needed to increase our in town capacity.			
PROJECT PRIORITY:		A	
START DATE:	N/A	EST TIME TO COMPLETE: 6 months	N/A
OPERATING BUDGET EFFECT:	NONE	X	N/A SEE DETAIL

SHEET A 2023-2024/2027-2028 CAPITAL IMPROVEMENTS PROGRAM

PROJECT TITLE: Highway 1 South Well Field Ph 2	PROJECT CATEGORY: Water
PROJECT NUMBER: N/A	COUNCIL DISTRICT # N/A
DIVISION: Utilities	DEPARTMENT: Water

PROJECT BUDGET

REVENUE BREAKDOWN

REVENUE SOURCES					UTILITY FUND	TOTAL
PRIOR BDGTS						
PRIOR EXP						
BUDGET C/O						
2023-2024						
2024-2025						
2025-2026						
2026-2027						
2027-2028						
BEYOND 2028					3,526,000	3,526,000
TOTAL COST					3,526,000	3,526,000

EXPENDITURE BREAKDOWN

EXPENDITURE BREAKDOWN	ENGINEERING	TESTING	LAND ACQUISITION	CONSTRUCTION	OTHER	TOTAL
PRIOR BDGTS						
2023-2024						
2024-2025						
2025-2026						
2026-2027						
2027-2028						
BEYOND 2028	427,700	12,000		3,086,300		3,526,000
TOTAL COST	427,700	12,000		3,086,300		3,526,000

PROJECT SPECIFICATIONS

PROJECT DESCRIPTION: Construction of 1 MG storage tank, water well, and well field roadway.
PROJECT JUSTIFICATION: Increase above ground and water well production capacity in town.
PROJECT PRIORITY: A
START DATE: N/A EST TIME TO COMPLETE: N/A
OPERATING BUDGET EFFECT: NONE X N/A SEE DETAIL

SHEET A 2023-2024/2027-2028 CAPITAL IMPROVEMENTS PROGRAM

PROJECT TITLE: Adams Pump Station Line Renovation	PROJECT CATEGORY: Water
PROJECT NUMBER: N/A	COUNCIL DISTRICT # N/A
DIVISION: Utilities	DEPARTMENT: Water

PROJECT BUDGET

REVENUE BREAKDOWN

REVENUE SOURCES					UTILITY FUND	TOTAL
PRIOR BDGTS						
PRIOR EXP						
BUDGET C/O						
2023-2024						
2024-2025						
2025-2026						
2026-2027						
2027-2028						
BEYOND 2028					1,935,000	1,935,000
TOTAL COST					1,935,000	1,935,000

EXPENDITURE BREAKDOWN

EXPENDITURE BREAKDOWN	ENGINEERING	TESTING	LAND ACQUISITION	CONSTRUCTION	OTHER	TOTAL
PRIOR BDGTS						
2023-2024						
2024-2025						
2025-2026						
2026-2027						
2027-2028						
BEYOND 2028	162,000	5,000		1,675,000	93,000	1,935,000
TOTAL COST	162,000	5,000		1,675,000	93,000	1,935,000

PROJECT SPECIFICATIONS

PROJECT DESCRIPTION: Replacement of distribution manifold and related piping at Adam's Pump Station.			
PROJECT JUSTIFICATION: Existing distribution manifold is beyond repair and in need of replacement.			
PROJECT PRIORITY:		A	
START DATE:	N/A	EST TIME TO COMPLETE:	N/A
OPERATING BUDGET EFFECT:	NONE	X	N/A
			SEE DETAIL

SHEET A 2023-2024/2027-2028 CAPITAL IMPROVEMENTS PROGRAM

PROJECT TITLE: 2 Way Radio Water	PROJECT CATEGORY: Water
PROJECT NUMBER: N/A	COUNCIL DISTRICT # N/A
DIVISION: Utilities	DEPARTMENT: Water

PROJECT BUDGET

REVENUE BREAKDOWN

REVENUE SOURCES					UTILITY FUND	TOTAL
PRIOR BDGTS						
PRIOR EXP						
BUDGET C/O						
2023-2024						
2024-2025						
2025-2026						
2026-2027						
2027-2028						
BEYOND 2028					120,000	120,000
TOTAL COST					120,000	120,000

EXPENDITURE BREAKDOWN

EXPENDITURE BREAKDOWN	ENGINEERING	TESTING	LAND ACQUISITION	CONSTRUCTION	OTHER	TOTAL
PRIOR BDGTS						
2023-2024						
2024-2025						
2025-2026						
2026-2027						
2027-2028						
BEYOND 2028					120,000	120,000
TOTAL COST					120,000	120,000

PROJECT SPECIFICATIONS

PROJECT DESCRIPTION: Radio System for Water Personnel.			
PROJECT JUSTIFICATION: Needed for communication during emergency events in the Kisatchie Wellfield.			
PROJECT PRIORITY:	A		
START DATE: N/A	EST TIME TO COMPLETE:		N/A
OPERATING BUDGET EFFECT:	NONE	X	SEE DETAIL

SHEET A 2023-2024/2027-2028 CAPITAL IMPROVEMENTS PROGRAM

PROJECT TITLE: Russell/Rogers/Gay Road Water Rep	PROJECT CATEGORY: Water
PROJECT NUMBER: N/A	COUNCIL DISTRICT # N/A
DIVISION: Utilities	DEPARTMENT: Water

PROJECT BUDGET

REVENUE BREAKDOWN

REVENUE SOURCES					UTILITY FUND	TOTAL
PRIOR BDGTS						
PRIOR EXP						
BUDGET C/O						
2023-2024						
2024-2025						
2025-2026						
2026-2027						
2027-2028						
BEYOND 2028					975,000	975,000
TOTAL COST					975,000	975,000

EXPENDITURE BREAKDOWN

EXPENDITURE BREAKDOWN	ENGINEERING	TESTING	LAND ACQUISITION	CONSTRUCTION	OTHER	TOTAL
PRIOR BDGTS						
2023-2024						
2024-2025						
2025-2026						
2026-2027						
2027-2028						
BEYOND 2028				975,000		975,000
TOTAL COST				975,000	0	975,000

PROJECT SPECIFICATIONS

PROJECT DESCRIPTION: Replacement of existing water mains.			
PROJECT JUSTIFICATION: Mains are becoming problematic and needing continuous repair.			
PROJECT PRIORITY:		A	
START DATE:	N/A	EST TIME TO COMPLETE:	N/A
OPERATING BUDGET EFFECT:	NONE	X	N/A
		SEE DETAIL	

2023-2024 CAPITAL IMPROVEMENT BUDGET

*****This Page Intentionally Left Blank*****

2023-2024/2027-2028 CAPITAL IMPROVEMENTS BUDGET

TABLE OF CONTENTS

GAS

		PAGE
781401	Gas SCADA Upgrade	184
781801	Lower 3rd/W Sandy Bayou Gas	185
781901	Wells Boulevard Gas Rep	186
782101	MAOP Reverification	187
782201	Odorization Station City Gate 1 & 4	188
782202	Olde Town @ Red River Gas Ext	189
782203	Jackson Street Gas Replacement	190
782302	Fairfield West Subdivison Gas	191
782303	Bayou Fields Subdivison	192
782304	Traditions on the Bayou Subdivision	193
782401	Regulator/Meter Station Refurb	194
782402	Wellington/Charleston 2" Gas Main Installation	195
782403	Gas Regulator Station Implementation	196
782404	Rue Notre Dame & Rue Maria Gas Extension	197
*	Stracener/South Street Gas	198
*	Grundy Cooper Gas Replacement	199
*	Alexandria West Side Gas Feed	200
*	Zone 15 Gas Replacement	201
*	Bayou Rapides Rd Gas Extension	202
*	Jefferson Heights Gas Relocation	203
*	Lee Street Ext/Kees Ave Gas	204

**COMBINED CAPITAL PROJECTS
SOURCES OF FUNDING SUMMARY**

GAS

PROJECT IDENTIFICATION	SALES TAXES	AD VAL TAX- 14	AD VAL TAX- 18	FEDERAL FUNDS	STATE FUNDS	UTILITY FUND	OTHER	TOTALS
Gas SCADA Upgrade						42,500		42,500
MAOP Reverification						150,000		150,000
Odorization Station City Gate 1 & 4						84,000		84,000
Jackson Street Gas Replacement						212,000		212,000
Fairfield West Subdivison Gas						149,000		149,000
Traditions on the Bayou Subdivision						85,000		85,000
Regulator/Meter Station Refurb						68,000		68,000
Wellington/Charleston 2" Gas Main Install						35,000		35,000
Gas Regulator Station Implementation						85,000		85,000
Rue Notre Dame & Rue Maria Gas Extension						60,000		60,000
Total Gas	0	0	0	0	0	970,500	0	970,500

**ENTERPRISE CAPITAL PROJECTS
FIVE YEAR CAPITAL PLAN**

GAS

PROJ #	PROJECT IDENTIFICATION	BUDGET C/O	FISCAL YEAR					TOTAL 5 YEAR	BEYOND 2028	TOTAL COST
			23-24	24-25	25-26	26-27	27-28			
781401	Gas SCADA Upgrade	166,855	42,500	25,500	25,500	25,500	25,500	144,500		144,500
781801	Lower 3rd/W Sandy Bayou Gas	326,965						0		0
781901	Wells Boulevard Gas Rep	440,979						0		0
782101	MAOP Reverification	138,000	150,000					150,000		150,000
782201	Odorization Station City Gate 1 & 4	94,846	84,000		81,000			165,000		165,000
782202	Olde Town @ Red River Gas Ext	273,152						0		0
782203	Jackson Street Gas Replacement	300,000	212,000	595,000				807,000		807,000
782302	Fairfield West Subdivision Gas	50,000	149,000					149,000		149,000
782303	Bayou Fields Subdivision	166,000						0		0
782304	Traditions on the Bayou Subdivision	65,000	85,000	85,000	85,000	127,500	127,500	510,000		510,000
782401	Regulator/Meter Station Refurb	0	68,000	51,000	51,000	51,000	51,000	272,000	250,000	522,000
782402	Wellington/Charleston 2" Gas Main Ins	0	35,000					35,000		35,000
782403	Gas Regulator Station Implementation	0	85,000	42,500	42,500	42,500	42,500	255,000		255,000
782404	Rue Notre Dame & Rue Maria Gas Ext	0	60,000					60,000		60,000
*	Stracener/South Street Gas	0						0	300,000	300,000
*	Grundy Cooper Gas Replacement	0						0	900,000	900,000
*	Alexandria West Side Gas Feed	0						0	6,500,000	6,500,000
*	Zone 15 Gas Replacement	0						0	300,000	300,000
*	Bayou Rapides Rd Gas Extension	0						0	250,000	250,000
*	Jefferson Heights Gas Relocation	0						0	300,000	300,000
*	Lee Street Ext/Kees Ave Gas	0						0	300,000	300,000
Total Gas		2,021,797	970,500	799,000	285,000	246,500	246,500	2,547,500	9,100,000	11,647,500

* Project Number to be Assigned
 @ New or Revised Projects
 Projects to be closed

SHEET A 2023-2024/2027-2028 CAPITAL IMPROVEMENTS PROGRAM

PROJECT TITLE: Gas SCADA Upgrade	PROJECT CATEGORY: Gas
PROJECT NUMBER: 781401	COUNCIL DISTRICT # N/A
DIVISION: Utilities	DEPARTMENT: Gas

PROJECT BUDGET

REVENUE BREAKDOWN

REVENUE SOURCES					UTILITY FUND	TOTAL
PRIOR BDGTS					504,671	504,671
PRIOR EXP					337,816	337,816
BUDGET C/O					166,855	166,855
2023-2024					42,500	42,500
2024-2025					25,500	25,500
2025-2026					25,500	25,500
2026-2027					25,500	25,500
2027-2028					25,500	25,500
BEYOND 2028						
TOTAL COST					649,171	649,171

EXPENDITURE BREAKDOWN

EXPENDITURE BREAKDOWN	ENGINEERING	TESTING	LAND ACQUISITION	CONSTRUCTION	OTHER	TOTAL
PRIOR BDGTS					504,671	504,671
2023-2024					42,500	42,500
2024-2025					25,500	25,500
2025-2026					25,500	25,500
2026-2027					25,500	25,500
2027-2028					25,500	25,500
BEYOND 2028						
TOTAL COST					649,171	649,171

PROJECT SPECIFICATIONS

PROJECT DESCRIPTION: Replace existing SCADA (Supervisory Control and Data Acquisition System).			
PROJECT JUSTIFICATION: Existing system is over 20 years old and antiquated. Replacement parts are no longer available.			
PROJECT PRIORITY:	A		
START DATE: 2017	EST TIME TO COMPLETE:	Ongoing	
OPERATING BUDGET EFFECT:	X	NONE	N/A
		SEE DETAIL	

SHEET A 2023-2024/2027-2028 CAPITAL IMPROVEMENTS PROGRAM

PROJECT TITLE: Lower 3rd/West Sandy Bayou Gas Repl	PROJECT CATEGORY: Gas
PROJECT NUMBER: 781801	COUNCIL DISTRICT # N/A
DIVISION: Utilities	DEPARTMENT: Gas

PROJECT BUDGET

REVENUE BREAKDOWN

REVENUE SOURCES					UTILITY FUND	TOTAL
PRIOR BDGTS					810,000	810,000
PRIOR EXP					483,035	483,035
BUDGET C/O					326,965	326,965
2023-2024						
2024-2025						
2025-2026						
2026-2027						
2027-2028						
BEYOND 2028						
TOTAL COST					810,000	810,000

EXPENDITURE BREAKDOWN

EXPENDITURE BREAKDOWN	ENGINEERING	TESTING	LAND ACQUISITION	CONSTRUCTION	OTHER	TOTAL
PRIOR BDGTS	110,000			700,000		810,000
2023-2024						
2024-2025						
2025-2026						
2026-2027						
2027-2028						
BEYOND 2028						
TOTAL COST	110,000			700,000		810,000

PROJECT SPECIFICATIONS

PROJECT DESCRIPTION: Replacement of gas mains, gas service lines, and meter sets in the area of Lower 3rd Street, West Sandy Bayou Drive, and Hudson Blvd.			
PROJECT JUSTIFICATION: Continued replacement and upgrade of natural gas system as per DIMP/PHMSA recommendations.			
PROJECT PRIORITY:	A		
START DATE: 2022	EST TIME TO COMPLETE:	3 Years	
OPERATING BUDGET EFFECT:	X	NONE	N/A
		SEE DETAIL	

SHEET A 2023-2024/2027-2028 CAPITAL IMPROVEMENTS PROGRAM

PROJECT TITLE: Wells Boulevard Gas Replacement	PROJECT CATEGORY: Gas
PROJECT NUMBER: 781901	COUNCIL DISTRICT # N/A
DIVISION: Utilities	DEPARTMENT: Gas

PROJECT BUDGET

REVENUE BREAKDOWN

REVENUE SOURCES					UTILITY FUND	TOTAL
PRIOR BDGTS					794,000	794,000
PRIOR EXP					353,021	353,021
BUDGET C/O					440,979	440,979
2023-2024						
2024-2025						
2025-2026						
2026-2027						
2027-2028						
BEYOND 2028						
TOTAL COST						794,000

EXPENDITURE BREAKDOWN

EXPENDITURE BREAKDOWN	ENGINEERING	TESTING	LAND ACQUISITION	CONSTRUCTION	OTHER	TOTAL
PRIOR BDGTS	50,000			744,000		794,000
2023-2024						
2024-2025						
2025-2026						
2026-2027						
2027-2028						
BEYOND 2028						
TOTAL COST	50,000			744,000		794,000

PROJECT SPECIFICATIONS

PROJECT DESCRIPTION: Replacement of gas mains, gas service lines, and meter sets in the area of Wells Boulevard, Richard Avenue, and Sugarhouse Road.			
PROJECT JUSTIFICATION: Continued replacement and upgrade of natural gas system as per DIMP/PHMSA recommendations.			
PROJECT PRIORITY:	A		
START DATE: 2020	EST TIME TO COMPLETE:	4 Years	
OPERATING BUDGET EFFECT:			
X	NONE	N/A	SEE DETAIL

SHEET A 2023-2024/2027-2028 CAPITAL IMPROVEMENTS PROGRAM

PROJECT TITLE: MAOP Reverification	PROJECT CATEGORY: Gas
PROJECT NUMBER: 782101	COUNCIL DISTRICT # N/A
DIVISION: Utilities	DEPARTMENT: Gas

PROJECT BUDGET

REVENUE BREAKDOWN

REVENUE SOURCES					UTILITY FUND	TOTAL
PRIOR BDGTS					138,000	138,000
PRIOR EXP						
BUDGET C/O					138,000	138,000
2023-2024					150,000	150,000
2024-2025						
2025-2026						
2026-2027						
2027-2028						
BEYOND 2028						
TOTAL COST					288,000	288,000

EXPENDITURE BREAKDOWN

EXPENDITURE BREAKDOWN	ENGINEERING	TESTING	LAND ACQUISITION	CONSTRUCTION	OTHER	TOTAL
PRIOR BDGTS					138,000	138,000
2023-2024					150,000	150,000
2024-2025						
2025-2026						
2026-2027						
2027-2028						
BEYOND 2028						
TOTAL COST					288,000	288,000

PROJECT SPECIFICATIONS

PROJECT DESCRIPTION: Develop and implement plan to re-establish maximum operating pressures on distribution system.			
PROJECT JUSTIFICATION: PHEMSA Regulations.			
PROJECT PRIORITY:		A	
START DATE:	N/A	EST TIME TO COMPLETE:	N/A
OPERATING BUDGET EFFECT:	X	NONE	SEE DETAIL

SHEET A 2023-2024/2027-2028 CAPITAL IMPROVEMENTS PROGRAM

PROJECT TITLE: Odorization Station City Gate 1 & 4	PROJECT CATEGORY: Gas
PROJECT NUMBER: 782201	COUNCIL DISTRICT # N/A
DIVISION: Utilities	DEPARTMENT: Gas

PROJECT BUDGET

REVENUE BREAKDOWN

REVENUE SOURCES					UTILITY FUND	TOTAL
PRIOR BDGTS					94,846	94,846
PRIOR EXP						
BUDGET C/O					94,846	94,846
2023-2024					84,000	84,000
2024-2025						
2025-2026					81,000	81,000
2026-2027						
2027-2028						
BEYOND 2028						
TOTAL COST					259,846	259,846

EXPENDITURE BREAKDOWN

EXPENDITURE BREAKDOWN	ENGINEERING	TESTING	LAND ACQUISITION	CONSTRUCTION	OTHER	TOTAL
PRIOR BDGTS					94,846	94,846
2023-2024					84,000	84,000
2024-2025						
2025-2026					81,000	81,000
2026-2027						
2027-2028						
BEYOND 2028						
TOTAL COST					259,846	259,846

PROJECT SPECIFICATIONS

PROJECT DESCRIPTION: Odorization equipment and odorant.			
PROJECT JUSTIFICATION: Odorize natural gas coming into City Gates #1 and #4.			
PROJECT PRIORITY:		A	
START DATE:	Ongoing	EST TIME TO COMPLETE:	Ongoing
OPERATING BUDGET EFFECT:	X	NONE	N/A
			SEE DETAIL

SHEET A 2023-2024/2027-2028 CAPITAL IMPROVEMENTS PROGRAM

PROJECT TITLE: Olde Town @ Red River Gas Extension	PROJECT CATEGORY: Gas
PROJECT NUMBER: 782202	COUNCIL DISTRICT # N/A
DIVISION: Utilities	DEPARTMENT: Gas

PROJECT BUDGET

REVENUE BREAKDOWN

REVENUE SOURCES					UTILITY FUND	TOTAL
PRIOR BDGTS					406,520	406,520
PRIOR EXP					133,368	133,368
BUDGET C/O					273,152	273,152
2023-2024						
2024-2025						
2025-2026						
2026-2027						
2027-2028						
BEYOND 2028						
TOTAL COST					406,520	406,520

EXPENDITURE BREAKDOWN

EXPENDITURE BREAKDOWN	ENGINEERING	TESTING	LAND ACQUISITION	CONSTRUCTION	OTHER	TOTAL
PRIOR BDGTS					406,520	406,520
2023-2024						
2024-2025						
2025-2026						
2026-2027						
2027-2028						
BEYOND 2028						
TOTAL COST					406,520	406,520

PROJECT SPECIFICATIONS

PROJECT DESCRIPTION: 2" Gas mains and service lines.			
PROJECT JUSTIFICATION: Supply gas to new development.			
PROJECT PRIORITY:		A	
START DATE: 2023	EST TIME TO COMPLETE:		2 Years
OPERATING BUDGET EFFECT:			
X	NONE	N/A	SEE DETAIL

CITY OF ALEXANDRIA

SHEET A 2023-2024/2027-2028 CAPITAL IMPROVEMENTS PROGRAM

PROJECT TITLE: Jackson Street Gas Replacement	PROJECT CATEGORY: Gas
PROJECT NUMBER: 782203	COUNCIL DISTRICT # N/A
DIVISION: Utilities	DEPARTMENT: Gas

PROJECT BUDGET

REVENUE BREAKDOWN

REVENUE SOURCES					UTILITY FUND	TOTAL
PRIOR BDGTS					300,000	300,000
PRIOR EXP						
BUDGET C/O					300,000	300,000
2023-2024					212,000	212,000
2024-2025					595,000	595,000
2025-2026						
2026-2027						
2027-2028						
BEYOND 2028						0
TOTAL COST					1,107,000	1,107,000

EXPENDITURE BREAKDOWN

EXPENDITURE BREAKDOWN	ENGINEERING	TESTING	LAND ACQUISITION	CONSTRUCTION	OTHER	TOTAL
PRIOR BDGTS				300,000		300,000
2023-2024				212,000		212,000
2024-2025				595,000		595,000
2025-2026						
2026-2027						
2027-2028						
BEYOND 2028						0
TOTAL COST				1,107,000		1,107,000

PROJECT SPECIFICATIONS

PROJECT DESCRIPTION: Replace existing line starting at 26th street and proceeding to Jackson Extension.			
PROJECT JUSTIFICATION: Extending Useful Life.			
PROJECT PRIORITY:		A	
START DATE:	N/A	EST TIME TO COMPLETE:	N/A
OPERATING BUDGET EFFECT:	X	NONE	SEE DETAIL

SHEET A 2023-2024/2027-2028 CAPITAL IMPROVEMENTS PROGRAM

PROJECT TITLE: Fairfield West Subdivision Gas	PROJECT CATEGORY: Gas
PROJECT NUMBER: 782302	COUNCIL DISTRICT # N/A
DIVISION: Utilities	DEPARTMENT: Gas

PROJECT BUDGET

REVENUE BREAKDOWN

REVENUE SOURCES					UTILITY FUND	TOTAL
PRIOR BDGTS					50,000	50,000
PRIOR EXP						
BUDGET C/O					50,000	50,000
2023-2024					149,000	149,000
2024-2025						
2025-2026						
2026-2027						
2027-2028						
BEYOND 2028						
TOTAL COST					199,000	199,000

EXPENDITURE BREAKDOWN

EXPENDITURE BREAKDOWN	ENGINEERING	TESTING	LAND ACQUISITION	CONSTRUCTION	OTHER	TOTAL
PRIOR BDGTS				50,000		50,000
2023-2024				149,000		149,000
2024-2025						
2025-2026						
2026-2027						
2027-2028						
BEYOND 2028						
TOTAL COST				199,000		199,000

PROJECT SPECIFICATIONS

PROJECT DESCRIPTION: Installation of 2" gas main and services lines.			
PROJECT JUSTIFICATION: Extension of gas service to new development.			
PROJECT PRIORITY:		A	
START DATE:	N/A	EST TIME TO COMPLETE:	N/A
OPERATING BUDGET EFFECT:	X	NONE	SEE DETAIL

SHEET A 2023-2024/2027-2028 CAPITAL IMPROVEMENTS PROGRAM

PROJECT TITLE: Bayou Fields Subdivision Gas	PROJECT CATEGORY: Gas
PROJECT NUMBER: 782303	COUNCIL DISTRICT # N/A
DIVISION: Utilities	DEPARTMENT: Gas

PROJECT BUDGET

REVENUE BREAKDOWN

REVENUE SOURCES					UTILITY FUND	TOTAL
PRIOR BDGTS					166,000	166,000
PRIOR EXP						
BUDGET C/O					166,000	166,000
2023-2024						
2024-2025						
2025-2026						
2026-2027						
2027-2028						
BEYOND 2028						
TOTAL COST					166,000	166,000

EXPENDITURE BREAKDOWN

EXPENDITURE BREAKDOWN	ENGINEERING	TESTING	LAND ACQUISITION	CONSTRUCTION	OTHER	TOTAL
PRIOR BDGTS				166,000		166,000
2023-2024						
2024-2025						
2025-2026						
2026-2027						
2027-2028						
BEYOND 2028						
TOTAL COST				166,000		166,000

PROJECT SPECIFICATIONS

PROJECT DESCRIPTION: Installation of 2" gas main inside subdivision and 4" main along Bayou Rapides Road to the subdivision.			
PROJECT JUSTIFICATION: Supply gas to new development.			
PROJECT PRIORITY:		A	
START DATE:	N/A	EST TIME TO COMPLETE:	N/A
OPERATING BUDGET EFFECT:	X	NONE	SEE DETAIL

SHEET A 2023-2024/2027-2028 CAPITAL IMPROVEMENTS PROGRAM

PROJECT TITLE: Traditions on the Bayou Gas	PROJECT CATEGORY: Gas
PROJECT NUMBER: 782304	COUNCIL DISTRICT # N/A
DIVISION: Utilities	DEPARTMENT: Gas

PROJECT BUDGET

REVENUE BREAKDOWN

REVENUE SOURCES					UTILITY FUND	TOTAL
PRIOR BDGTS					65,000	65,000
PRIOR EXP						
BUDGET C/O					65,000	65,000
2023-2024					85,000	85,000
2024-2025					85,000	85,000
2025-2026					85,000	85,000
2026-2027					127,500	127,500
2027-2028					127,500	127,500
BEYOND 2028						
TOTAL COST					575,000	575,000

EXPENDITURE BREAKDOWN

EXPENDITURE BREAKDOWN	ENGINEERING	TESTING	LAND ACQUISITION	CONSTRUCTION	OTHER	TOTAL
PRIOR BDGTS				65,000		65,000
2023-2024				85,000		85,000
2024-2025				85,000		85,000
2025-2026				85,000		85,000
2026-2027				127,500		127,500
2027-2028				127,500		127,500
BEYOND 2028						
TOTAL COST				575,000		575,000

PROJECT SPECIFICATIONS

PROJECT DESCRIPTION: Installation of 2" gas main and services lines.			
PROJECT JUSTIFICATION: Extension of gas service to new development.			
PROJECT PRIORITY:		A	
START DATE:	N/A	EST TIME TO COMPLETE:	N/A
OPERATING BUDGET EFFECT:	X	NONE	SEE DETAIL

SHEET A 2023-2024/2027-2028 CAPITAL IMPROVEMENTS PROGRAM

PROJECT TITLE: Regulator/Meter Station Refurbishment	PROJECT CATEGORY: Gas
PROJECT NUMBER: 782401	COUNCIL DISTRICT # N/A
DIVISION: Utilities	DEPARTMENT: Gas

PROJECT BUDGET

REVENUE BREAKDOWN

REVENUE SOURCES					UTILITY FUND	TOTAL
PRIOR BDGTS						
PRIOR EXP						
BUDGET C/O						
2023-2024					68,000	68,000
2024-2025					51,000	51,000
2025-2026					51,000	51,000
2026-2027					51,000	51,000
2027-2028					51,000	51,000
BEYOND 2028					250,000	250,000
TOTAL COST					522,000	522,000

EXPENDITURE BREAKDOWN

EXPENDITURE BREAKDOWN	ENGINEERING	TESTING	LAND ACQUISITION	CONSTRUCTION	OTHER	TOTAL
PRIOR BDGTS						
2023-2024					68,000	68,000
2024-2025					51,000	51,000
2025-2026					51,000	51,000
2026-2027					51,000	51,000
2027-2028					51,000	51,000
BEYOND 2028					250,000	250,000
TOTAL COST					522,000	522,000

PROJECT SPECIFICATIONS

PROJECT DESCRIPTION: Priming and painting Gas Meter/Regulator Stations.			
PROJECT JUSTIFICATION: Gas system operations and maintenance.			
PROJECT PRIORITY:	A		
START DATE: 2025	EST TIME TO COMPLETE:	Ongoing	
OPERATING BUDGET EFFECT:	X	NONE	N/A
		SEE DETAIL	

SHEET A 2023-2024/2027-2028 CAPITAL IMPROVEMENTS PROGRAM

PROJECT TITLE: Wellington/Charleston 2" Gas Main Installation		PROJECT CATEGORY: Gas	
PROJECT NUMBER: 782402		COUNCIL DISTRICT # N/A	
DIVISION: Utilities		DEPARTMENT: Gas	

PROJECT BUDGET

REVENUE BREAKDOWN

REVENUE SOURCES					UTILITY FUND	TOTAL
PRIOR BDGTS						
PRIOR EXP						
BUDGET C/O						
2023-2024					35,000	35,000
2024-2025						
2025-2026						
2026-2027						
2027-2028						
BEYOND 2028						0
TOTAL COST					35,000	35,000

EXPENDITURE BREAKDOWN

EXPENDITURE BREAKDOWN	ENGINEERING	TESTING	LAND ACQUISITION	CONSTRUCTION	OTHER	TOTAL
PRIOR BDGTS						
2023-2024					35,000	35,000
2024-2025						
2025-2026						
2026-2027						
2027-2028						
BEYOND 2028						
TOTAL COST					35,000	35,000

PROJECT SPECIFICATIONS

PROJECT DESCRIPTION: Gas main and services to town home development.			
PROJECT JUSTIFICATION: Expansion of customer base.			
PROJECT PRIORITY: A			
START DATE: N/A	EST TIME TO COMPLETE:		N/A
OPERATING BUDGET EFFECT:			
X	NONE	N/A	SEE DETAIL

SHEET A 2023-2024/2027-2028 CAPITAL IMPROVEMENTS PROGRAM

PROJECT TITLE: Gas Regulator Station Implementation	PROJECT CATEGORY: Gas
PROJECT NUMBER: 782403	COUNCIL DISTRICT # N/A
DIVISION: Utilities	DEPARTMENT: Gas

PROJECT BUDGET

REVENUE BREAKDOWN

REVENUE SOURCES					UTILITY FUND	TOTAL
PRIOR BDGTS						
PRIOR EXP						
BUDGET C/O						
2023-2024					85,000	85,000
2024-2025					42,500	42,500
2025-2026					42,500	42,500
2026-2027					42,500	42,500
2027-2028					42,500	42,500
BEYOND 2028						0
TOTAL COST					255,000	255,000

EXPENDITURE BREAKDOWN

EXPENDITURE BREAKDOWN	ENGINEERING	TESTING	LAND ACQUISITION	CONSTRUCTION	OTHER	TOTAL
PRIOR BDGTS						
2023-2024					85,000	85,000
2024-2025					42,500	42,500
2025-2026					42,500	42,500
2026-2027					42,500	42,500
2027-2028					42,500	42,500
BEYOND 2028						
TOTAL COST					255,000	255,000

PROJECT SPECIFICATIONS

PROJECT DESCRIPTION: Priming and painting Gas Meter/Regulator Stations.			
PROJECT JUSTIFICATION: Gas system operations and maintenance.			
PROJECT PRIORITY:	A		
START DATE: Ongoing	EST TIME TO COMPLETE:	Ongoing	
OPERATING BUDGET EFFECT:	X	NONE	N/A
		SEE DETAIL	

SHEET A 2023-2024/2027-2028 CAPITAL IMPROVEMENTS PROGRAM

PROJECT TITLE: Rue Notre Dame & Rue Maria Gas Extension		PROJECT CATEGORY: Gas	
PROJECT NUMBER: 782404		COUNCIL DISTRICT # N/A	
DIVISION: Utilities		DEPARTMENT: Gas	

PROJECT BUDGET

REVENUE BREAKDOWN

REVENUE SOURCES					UTILITY FUND	TOTAL
PRIOR BDGTS						
PRIOR EXP						
BUDGET C/O						
2023-2024					60,000	60,000
2024-2025						
2025-2026						
2026-2027						
2027-2028						
BEYOND 2028						
TOTAL COST					60,000	60,000

EXPENDITURE BREAKDOWN

EXPENDITURE BREAKDOWN	ENGINEERING	TESTING	LAND ACQUISITION	CONSTRUCTION	OTHER	TOTAL
PRIOR BDGTS						
2023-2024					60,000	60,000
2024-2025						
2025-2026						
2026-2027						
2027-2028						
BEYOND 2028						
TOTAL COST					60,000	60,000

PROJECT SPECIFICATIONS

PROJECT DESCRIPTION: Completion of 2 way feed for named streets.			
PROJECT JUSTIFICATION: Ensure reliable gas feed.			
PROJECT PRIORITY:	A		
START DATE: 2025	EST TIME TO COMPLETE:	1 Year	
OPERATING BUDGET EFFECT:	X	NONE	N/A
			SEE DETAIL

SHEET A 2023-2024/2027-2028 CAPITAL IMPROVEMENTS PROGRAM

PROJECT TITLE: Stracener/South Street Gas	PROJECT CATEGORY: Gas
PROJECT NUMBER: N/A	COUNCIL DISTRICT # N/A
DIVISION: Utilities	DEPARTMENT: Gas

PROJECT BUDGET

REVENUE BREAKDOWN

REVENUE SOURCES					UTILITY FUND	TOTAL
PRIOR BDGTS						
PRIOR EXP						
BUDGET C/O						
2023-2024						
2024-2025						
2025-2026						
2026-2027						
2027-2028						
BEYOND 2028					300,000	300,000
TOTAL COST					300,000	300,000

EXPENDITURE BREAKDOWN

EXPENDITURE BREAKDOWN	ENGINEERING	TESTING	LAND ACQUISITION	CONSTRUCTION	OTHER	TOTAL
PRIOR BDGTS						
2023-2024						
2024-2025						
2025-2026						
2026-2027						
2027-2028						
BEYOND 2028				300,000		300,000
TOTAL COST				300,000		300,000

PROJECT SPECIFICATIONS

PROJECT DESCRIPTION: Replacement of steel gas mains and services.			
PROJECT JUSTIFICATION: Existing lines and services are nearing end of useful life.			
PROJECT PRIORITY:		A	
START DATE:	N/A	EST TIME TO COMPLETE:	N/A
OPERATING BUDGET EFFECT:	X	NONE	SEE DETAIL

SHEET A 2023-2024/2027-2028 CAPITAL IMPROVEMENTS PROGRAM

PROJECT TITLE: Grundy Cooper Gas Replacement	PROJECT CATEGORY: Gas
PROJECT NUMBER: N/A	COUNCIL DISTRICT # N/A
DIVISION: Utilities	DEPARTMENT: Gas

PROJECT BUDGET

REVENUE BREAKDOWN

REVENUE SOURCES					UTILITY FUND	TOTAL
PRIOR BDGTS						
PRIOR EXP						
BUDGET C/0						
2023-2024						
2024-2025						
2025-2026						
2026-2027						
2027-2028						
BEYOND 2028					900,000	900,000
TOTAL COST					900,000	900,000

EXPENDITURE BREAKDOWN

EXPENDITURE BREAKDOWN	ENGINEERING	TESTING	LAND ACQUISITION	CONSTRUCTION	OTHER	TOTAL
PRIOR BDGTS						
2023-2024						
2024-2025						
2025-2026						
2026-2027						
2027-2028						
BEYOND 2028				900,000		900,000
TOTAL COST				900,000		900,000

PROJECT SPECIFICATIONS

PROJECT DESCRIPTION: Replace existing steel line with 2" P.E. line; approximately 27,000 feet			
PROJECT JUSTIFICATION: Extending Useful Life.			
PROJECT PRIORITY:		A	
START DATE:	N/A	EST TIME TO COMPLETE:	N/A
OPERATING BUDGET EFFECT:	X	NONE	N/A
			SEE DETAIL

SHEET A 2023-2024/2027-2028 CAPITAL IMPROVEMENTS PROGRAM

PROJECT TITLE: Alexandria West Side Gas Feed	PROJECT CATEGORY: Gas
PROJECT NUMBER: N/A	COUNCIL DISTRICT # N/A
DIVISION: Utilities	DEPARTMENT: Gas

PROJECT BUDGET

REVENUE BREAKDOWN

REVENUE SOURCES					UTILITY FUND	TOTAL
PRIOR BDGTS						
PRIOR EXP						
BUDGET C/O						
2023-2024						
2024-2025						
2025-2026						
2026-2027						
2027-2028						
BEYOND 2028					6,500,000	6,500,000
TOTAL COST					6,500,000	6,500,000

EXPENDITURE BREAKDOWN

EXPENDITURE BREAKDOWN	ENGINEERING	TESTING	LAND ACQUISITION	CONSTRUCTION	OTHER	TOTAL
PRIOR BDGTS						
2023-2024						
2024-2025						
2025-2026						
2026-2027						
2027-2028						
BEYOND 2028					6,500,000	6,500,000
TOTAL COST				0	6,500,000	6,500,000

PROJECT SPECIFICATIONS

PROJECT DESCRIPTION: Construction of new tap, regulator stations, and main line to connect to Enterprise's transmission line on Highway 165 South.			
PROJECT JUSTIFICATION: Provide an additional natural gas feed for the City's Gas Distribution System to improve reliability.			
PROJECT PRIORITY:		A	
START DATE:	N/A	EST TIME TO COMPLETE:	N/A
OPERATING BUDGET EFFECT:	X	NONE	SEE DETAIL

SHEET A 2023-2024/2027-2028 CAPITAL IMPROVEMENTS PROGRAM

PROJECT TITLE: Zone 15 Gas Replacement	PROJECT CATEGORY: Gas
PROJECT NUMBER: N/A	COUNCIL DISTRICT # N/A
DIVISION: Utilities	DEPARTMENT: Gas

PROJECT BUDGET

REVENUE BREAKDOWN

REVENUE SOURCES					UTILITY FUND	TOTAL
PRIOR BDGTS						
PRIOR EXP						
BUDGET C/0						
2023-2024						
2024-2025						
2025-2026						
2026-2027						
2027-2028						
BEYOND 2028					300,000	300,000
TOTAL COST					300,000	300,000

EXPENDITURE BREAKDOWN

EXPENDITURE BREAKDOWN	ENGINEERING	TESTING	LAND ACQUISITION	CONSTRUCTION	OTHER	TOTAL
PRIOR BDGTS						
2023-2024						
2024-2025						
2025-2026						
2026-2027						
2027-2028						
BEYOND 2028	50,000				250,000	300,000
TOTAL COST	50,000				250,000	300,000

PROJECT SPECIFICATIONS

PROJECT DESCRIPTION: Replacement of gas mains, gas service lines, and meter sets in the area of the former North Circle, including Railroad Avenue, Stracener Street and South Street.			
PROJECT JUSTIFICATION: Continued replacement and upgrade of natural gas system as per DIMP/PHMSA recommendations.			
PROJECT PRIORITY:		A	
START DATE:	N/A	EST TIME TO COMPLETE:	N/A
OPERATING BUDGET EFFECT:	X	NONE	SEE DETAIL

SHEET A 2023-2024/2027-2028 CAPITAL IMPROVEMENTS PROGRAM

PROJECT TITLE: Bayou Rapides Road Gas Extension	PROJECT CATEGORY: Gas
PROJECT NUMBER: N/A	COUNCIL DISTRICT # N/A
DIVISION: Utilities	DEPARTMENT: Gas

PROJECT BUDGET

REVENUE BREAKDOWN

REVENUE SOURCES					UTILITY FUND	TOTAL
PRIOR BDGTS						
PRIOR EXP						
BUDGET C/0						
2023-2024						
2024-2025						
2025-2026						
2026-2027						
2027-2028						
BEYOND 2028					250,000	250,000
TOTAL COST					250,000	250,000

EXPENDITURE BREAKDOWN

EXPENDITURE BREAKDOWN	ENGINEERING	TESTING	LAND ACQUISITION	CONSTRUCTION	OTHER	TOTAL
PRIOR BDGTS						
2023-2024						
2024-2025						
2025-2026						
2026-2027						
2027-2028						
BEYOND 2028	50,000			200,000		250,000
TOTAL COST	50,000			200,000		250,000

PROJECT SPECIFICATIONS

PROJECT DESCRIPTION: Installation of approximately 10,000 ft of PE Gas Line on Bayou Rapides Road from Plantation Drive to Vandenburg Drive.			
PROJECT JUSTIFICATION: Maintain a 2-way feed to England Airpark and Highway 28 West Corridor.			
PROJECT PRIORITY:		A	
START DATE:	N/A	EST TIME TO COMPLETE:	N/A
OPERATING BUDGET EFFECT:	X	NONE	SEE DETAIL

SHEET A 2023-2024/2027-2028 CAPITAL IMPROVEMENTS PROGRAM

PROJECT TITLE: Jefferson Heights Gas Relocation	PROJECT CATEGORY: Gas
PROJECT NUMBER: N/A	COUNCIL DISTRICT # N/A
DIVISION: Utilities	DEPARTMENT: Gas

PROJECT BUDGET

REVENUE BREAKDOWN

REVENUE SOURCES					UTILITY FUND	TOTAL
PRIOR BDGTS						
PRIOR EXP						
BUDGET C/O						
2023-2024						
2024-2025						
2025-2026						
2026-2027						
2027-2028						
BEYOND 2028					300,000	300,000
TOTAL COST					300,000	300,000

EXPENDITURE BREAKDOWN

EXPENDITURE BREAKDOWN	ENGINEERING	TESTING	LAND ACQUISITION	CONSTRUCTION	OTHER	TOTAL
PRIOR BDGTS						
2023-2024						
2024-2025						
2025-2026						
2026-2027						
2027-2028						
BEYOND 2028	50,000			250,000		300,000
TOTAL COST	50,000			250,000		300,000

PROJECT SPECIFICATIONS

PROJECT DESCRIPTION: Replacement of Gas Mains, Services, and Meters in the area of Jefferson Street, Joseph Street, and Lee Street Extension.			
PROJECT JUSTIFICATION: Continued replacement and upgrade of natural gas system as per DIMP/PHMSA regulations.			
PROJECT PRIORITY:		A	
START DATE:	N/A	EST TIME TO COMPLETE:	N/A
OPERATING BUDGET EFFECT:	X	NONE	SEE DETAIL

SHEET A 2023-2024/2027-2028 CAPITAL IMPROVEMENTS PROGRAM

PROJECT TITLE: Lee Street Ext/Kees Avenue Gas Relocation		PROJECT CATEGORY: Gas	
PROJECT NUMBER: N/A		COUNCIL DISTRICT # N/A	
DIVISION: Utilities		DEPARTMENT: Gas	

PROJECT BUDGET

REVENUE BREAKDOWN

REVENUE SOURCES					UTILITY FUND	TOTAL
PRIOR BDGTS						
PRIOR EXP						
BUDGET C/O						
2023-2024						
2024-2025						
2025-2026						
2026-2027						
2027-2028						
BEYOND 2028					300,000	300,000
TOTAL COST					300,000	300,000

EXPENDITURE BREAKDOWN

EXPENDITURE BREAKDOWN	ENGINEERING	TESTING	LAND ACQUISITION	CONSTRUCTION	OTHER	TOTAL
PRIOR BDGTS						
2023-2024						
2024-2025						
2025-2026						
2026-2027						
2027-2028						
BEYOND 2028	50,000			250,000		300,000
TOTAL COST	50,000			250,000		300,000

PROJECT SPECIFICATIONS

PROJECT DESCRIPTION: Replacement of Gas Mains, Services, and Meters in the area of Lee Street Extension and Kees Avenue.			
PROJECT JUSTIFICATION: Continued replacement and upgrade of natural gas system as per DIMP/PHMSA regulations.			
PROJECT PRIORITY:		A	
START DATE:	N/A	EST TIME TO COMPLETE:	N/A
OPERATING BUDGET EFFECT:	X	NONE	SEE DETAIL

2023-2024/2027-2028 CAPITAL IMPROVEMENTS BUDGET

TABLE OF CONTENTS

WASTEWATER

			PAGE
818901	Sewer Line Rehab & Replacement	208
811501	Lift Station Upgrades	209
811701	Wastewater Main Rep - Legacy System	210
812001	Dechlorination Facility Improvements	211
812101	Marye Street Sewer	212
812201	Aerator Mooring @ Plant	213
812202	Treatment Plant Roadway Lighting	214
812203	SCADA Tower Replacement	215
812401	SCADA System Additions/Upgrades	216
812402	Wastewater Admin Refurb/Additions	217
*	WWTP Primary Cell 1 - Sludge Removal	218
*	Windemere Lift Station Gravity Sewer	219
*	Engine Replacement-Jones St Lift Station	220
*	Martin Park Flood Control Stand By	221
*	Highway 28 W Sewer Improvements	222
*	Main Lift Stations Renovation	223
*	W Sandy Bayou Flood Control Stand By	224
*	Downtown Sewer Line Rehab	225
*	West Alexandria Treatment Plant	226
*	Treatment Plant Drainage	227
*	Calvert Street Lift Station	228
*	Wastewater Equipment Storage Cover	229

COMBINED CAPITAL PROJECTS
SOURCES OF FUNDING SUMMARY

WASTEWATER

PROJECT IDENTIFICATION	SALES TAXES	AD VAL TAX- 14	AD VAL TAX- 18	FEDERAL FUNDS	STATE FUNDS	UTILITY FUND	OTHER	TOTALS
Sewer Line Rehab & Replacement						750,000		750,000
Lift Station Upgrades						200,000		200,000
Treatment Plant Roadway Lighting						290,000		290,000
								0
								0
								0
								0
								0
								0
								0
								0
								0
Total Wastewater	0	0	0	0	0	1,240,000	0	1,240,000

2023-2024

ENTERPRISE CAPITAL PROJECTS
FIVE YEAR CAPITAL PLAN

WASTEWATER

PROJ #	PROJECT IDENTIFICATION	BUDGET C/O	FISCAL YEAR					TOTAL 5 YEAR	BEYOND 2028	TOTAL COST
			23-24	24-25	25-26	26-27	27-28			
818901	Sewer Line Rehab & Replacement	886,457	750,000	750,000	750,000	1,000,000	750,000	4,000,000		4,000,000
811501	Lift Station Upgrades	523,691	200,000	400,000	400,000	400,000	400,000	1,800,000		1,800,000
811701	Wastewater Main Rep - Legacy System	0		650,000	650,000	650,000	650,000	2,600,000	1,000,000	3,600,000
812001	Dechlorination Facility Improvements	10,542		15,000	15,000	15,000	15,000	60,000		60,000
812101	Marye Street Sewer	747,595		600,000	500,000	500,000		1,600,000		1,600,000
812201	Aerator Mooring @ Plant	793,044						0		0
812202	Treatment Plant Roadway Lighting	157,212	290,000					290,000		290,000
812203	SCADA Tower Replacement	118,604						0		0
812401	SCADA System Additions/Upgrades	0		250,000	100,000	50,000	50,000	450,000		450,000
812402	Wastewater Admin Refurb/Additions	0		50,000	50,000	50,000	50,000	200,000	50,000	250,000
*	WWTP Primary Cell 1 - Sludge Remov	0						0	6,740,000	6,740,000
*	Windemere Lift Station Gravity Sewer	0							1,592,000	1,592,000
*	Engine Replacement-Jones St Lift Stati	0							2,400,000	2,400,000
*	Martin Park Flood Control Stand By	0							156,000	156,000
*	Highway 28 W Sewer Improvements	0						0	1,570,000	1,570,000
*	Main Lift Stations Renovation	0						0	4,148,000	4,148,000
*	W Sandy Bayou Flood Control Stand B	0						0	546,000	546,000
*	Downtown Sewer Line Rehab	0						0	6,000,000	6,000,000
*	West Alexandria Treatment Plant	0						0	57,910,000	57,910,000
*	Treatment Plant Drainage	0						0	465,000	465,000
*	Calvert Street Lift Station	0						0	6,600,000	6,600,000
*	Wastewater Equipment Storage Cover	0							195,000	195,000
Total Wastewater		3,237,145	1,240,000	2,715,000	2,465,000	2,665,000	1,915,000	11,000,000	89,372,000	100,372,000

* Project Number to be Assigned
 @ New or Revised Projects
 Projects to be closed

SHEET A 2023-2024/2027-2028 CAPITAL IMPROVEMENTS PROGRAM

PROJECT TITLE: Sewer Line Rehabilitation	PROJECT CATEGORY: Wastewater
PROJECT NUMBER: 818901	COUNCIL DISTRICT # N/A
DIVISION: Utilities	DEPARTMENT: Wastewater

PROJECT BUDGET

REVENUE BREAKDOWN

REVENUE SOURCES					UTILITY FUND	TOTAL
PRIOR BDGTS					14,642,766	14,642,766
PRIOR EXP					13,756,309	13,756,309
BUDGET C/0					886,457	886,457
2023-2024					750,000	750,000
2024-2025					750,000	750,000
2025-2026					750,000	750,000
2026-2027					1,000,000	1,000,000
2027-2028					750,000	750,000
BEYOND 2028						
TOTAL COST					18,642,766	18,642,766

EXPENDITURE BREAKDOWN

EXPENDITURE BREAKDOWN	ENGINEERING	TESTING	LAND ACQUISITION	CONSTRUCTION	OTHER	TOTAL
PRIOR BDGTS	740,000			13,902,766		14,642,766
2023-2024				750,000		750,000
2024-2025				750,000		750,000
2025-2026				750,000		750,000
2026-2027				1,000,000		1,000,000
2027-2028				750,000		750,000
BEYOND 2028						
TOTAL COST	740,000			17,902,766		18,642,766

PROJECT SPECIFICATIONS

PROJECT DESCRIPTION: Sewer line rehabilitation.			
PROJECT JUSTIFICATION: Repair, reline or replace deteriorated mains, manholes and services that are identified as causing excess infiltration and inflow into the collection system. This project addresses our entire collection system. Increased cost are to ensure EPA compliance in coming years. We have received correspondence for the EPA urging the reimplementation of this program.			
PROJECT PRIORITY:	A		
START DATE: On Going	EST TIME TO COMPLETE:	As Needed	
OPERATING BUDGET EFFECT:	X	NONE	SEE DETAIL

SHEET A 2023-2024/2027-2028 CAPITAL IMPROVEMENTS PROGRAM

PROJECT TITLE: Lift Station Upgrades	PROJECT CATEGORY: Wastewater
PROJECT NUMBER: 811501	COUNCIL DISTRICT # N/A
DIVISION: Utilities	DEPARTMENT: Wastewater

PROJECT BUDGET

REVENUE BREAKDOWN

REVENUE SOURCES					UTILITY FUND	TOTAL
PRIOR BDGTS					635,000	635,000
PRIOR EXP					111,309	111,309
BUDGET C/O					523,691	523,691
2023-2024					200,000	200,000
2024-2025					400,000	400,000
2025-2026					400,000	400,000
2026-2027					400,000	400,000
2027-2028					400,000	400,000
BEYOND 2028						
TOTAL COST					2,435,000	2,435,000

EXPENDITURE BREAKDOWN

EXPENDITURE BREAKDOWN	ENGINEERING	TESTING	LAND ACQUISITION	CONSTRUCTION	OTHER	TOTAL
PRIOR BDGTS					635,000	635,000
2023-2024					200,000	200,000
2024-2025					400,000	400,000
2025-2026					400,000	400,000
2026-2027					400,000	400,000
2027-2028					400,000	400,000
BEYOND 2028						
TOTAL COST					2,435,000	2,435,000

PROJECT SPECIFICATIONS

PROJECT DESCRIPTION: Installation of modern above-ground duplex pump package with high capacity pumps at Good Earth, Clermont, Twin Bridges Road, North Village, Briarwood, and Landmark Lift Stations.
PROJECT JUSTIFICATION: Existing pumps at these stations are inefficient and have to be frequently repaired.
PROJECT PRIORITY: A
START DATE: Ongoing EST TIME TO COMPLETE: Ongoing
OPERATING BUDGET EFFECT: <div style="display: flex; justify-content: space-around; width: 100%;"> NONE X N/A SEE DETAIL </div>

SHEET A 2023-2024/2027-2028 CAPITAL IMPROVEMENTS PROGRAM

PROJECT TITLE: Wastewater Main Repl-Legacy System	PROJECT CATEGORY: Wastewater
PROJECT NUMBER: 811701	COUNCIL DISTRICT # N/A
DIVISION: Utilities	DEPARTMENT: Wastewater

PROJECT BUDGET

REVENUE BREAKDOWN

REVENUE SOURCES					UTILITY FUND	TOTAL
PRIOR BDGTS					1,084,452	1,084,452
PRIOR EXP					1,084,452	1,084,452
BUDGET C/O					0	0
2023-2024						
2024-2025					650,000	650,000
2025-2026					650,000	650,000
2026-2027					650,000	650,000
2027-2028					650,000	650,000
BEYOND 2028					1,000,000	1,000,000
TOTAL COST					4,684,452	4,684,452

EXPENDITURE BREAKDOWN

EXPENDITURE BREAKDOWN	ENGINEERING	TESTING	LAND ACQUISITION	CONSTRUCTION	OTHER	TOTAL
PRIOR BDGTS					1,084,452	1,084,452
2023-2024						
2024-2025					650,000	650,000
2025-2026					650,000	650,000
2026-2027					650,000	650,000
2027-2028					650,000	650,000
BEYOND 2028					1,000,000	1,000,000
TOTAL COST					4,684,452	4,684,452

PROJECT SPECIFICATIONS

PROJECT DESCRIPTION:

Replace existing wastewater mains in the area generally bounded by the Red River, Lee Street, Bolton Avenue, and Rapides Avenue.

PROJECT JUSTIFICATION:

This will replace the utility infrastructure in one of the oldest areas of the City.

PROJECT PRIORITY:

A

START DATE:

Ongoing

EST TIME TO COMPLETE:

Ongoing

OPERATING BUDGET EFFECT:

NONE

X

N/A

SEE DETAIL

SHEET A 2023-2024/2027-2028 CAPITAL IMPROVEMENTS PROGRAM

PROJECT TITLE: Dechlorination Facility Improvements	PROJECT CATEGORY: Wastewater
PROJECT NUMBER: 812001	COUNCIL DISTRICT # N/A
DIVISION: Utilities	DEPARTMENT: Wastewater

PROJECT BUDGET

REVENUE BREAKDOWN

REVENUE SOURCES					UTILITY FUND	TOTAL
PRIOR BDGTS					142,655	142,655
PRIOR EXP					132,113	132,113
BUDGET C/O					10,542	10,542
2023-2024						
2024-2025					15,000	15,000
2025-2026					15,000	15,000
2026-2027					15,000	15,000
2027-2028					15,000	15,000
BEYOND 2028						
TOTAL COST					202,655	202,655

EXPENDITURE BREAKDOWN

EXPENDITURE BREAKDOWN	ENGINEERING	TESTING	LAND ACQUISITION	CONSTRUCTION	OTHER	TOTAL
PRIOR BDGTS					142,655	142,655
2023-2024						
2024-2025					15,000	15,000
2025-2026					15,000	15,000
2026-2027					15,000	15,000
2027-2028					15,000	15,000
BEYOND 2028						
TOTAL COST					202,655	202,655

PROJECT SPECIFICATIONS

PROJECT DESCRIPTION: Replacement of existing dechlorination equipment.	
PROJECT JUSTIFICATION: Bring facility back into service.	
PROJECT PRIORITY: A	
START DATE: Ongoing	EST TIME TO COMPLETE: Ongoing
OPERATING BUDGET EFFECT:	
NONE	X N/A SEE DETAIL

SHEET A 2023-2024/2027-2028 CAPITAL IMPROVEMENTS PROGRAM

PROJECT TITLE: Marye Street Sewer	PROJECT CATEGORY: Wastewater
PROJECT NUMBER: 812101	COUNCIL DISTRICT # N/A
DIVISION: Utilities	DEPARTMENT: Wastewater

PROJECT BUDGET

REVENUE BREAKDOWN

REVENUE SOURCES					UTILITY FUND	TOTAL
PRIOR BDGTS					750,000	750,000
PRIOR EXP					2,405	2,405
BUDGET C/O					747,595	747,595
2023-2024						
2024-2025					600,000	600,000
2025-2026					500,000	500,000
2026-2027					500,000	500,000
2027-2028						
BEYOND 2028						
TOTAL COST					2,350,000	2,350,000

EXPENDITURE BREAKDOWN

EXPENDITURE BREAKDOWN	ENGINEERING	TESTING	LAND ACQUISITION	CONSTRUCTION	OTHER	TOTAL
PRIOR BDGTS				750,000		750,000
2023-2024						
2024-2025				600,000		600,000
2025-2026				500,000		500,000
2026-2027				500,000		500,000
2027-2028						
BEYOND 2028						
TOTAL COST				2,350,000		2,350,000

PROJECT SPECIFICATIONS

PROJECT DESCRIPTION:

Rehab of existing 15" sewer main and Customer sewer services.

PROJECT JUSTIFICATION:

This project is needed to rehab the existing main Due to age and deterioration of the main and eliminate the need for constant repairs. The services will also be placed in the right of way further reducing the need for maintenance.

PROJECT PRIORITY:

A

START DATE: 2026

EST TIME TO COMPLETE: 3 Years

OPERATING BUDGET EFFECT:

NONE

X

N/A

SEE DETAIL

SHEET A 2023-2024/2027-2028 CAPITAL IMPROVEMENTS PROGRAM

PROJECT TITLE: Aerator Mooring at Treatment Plant	PROJECT CATEGORY: Wastewater
PROJECT NUMBER: 812201	COUNCIL DISTRICT # N/A
DIVISION: Utilities	DEPARTMENT: Wastewater

PROJECT BUDGET

REVENUE BREAKDOWN

REVENUE SOURCES					UTILITY FUND	TOTAL
PRIOR BDGTS					822,500	822,500
PRIOR EXP					29,456	29,456
BUDGET C/O					793,044	793,044
2023-2024						
2024-2025						
2025-2026						
2026-2027						
2027-2028						
BEYOND 2028						
TOTAL COST					822,500	822,500

EXPENDITURE BREAKDOWN

EXPENDITURE BREAKDOWN	ENGINEERING	TESTING	LAND ACQUISITION	CONSTRUCTION	OTHER	TOTAL
PRIOR BDGTS					822,500	822,500
2023-2024						
2024-2025						
2025-2026						
2026-2027						
2027-2028						
BEYOND 2028						
TOTAL COST					822,500	822,500

PROJECT SPECIFICATIONS

PROJECT DESCRIPTION:

Replacement of Aerator mooring system at the Wastewater Treatment Plant.

PROJECT JUSTIFICATION:

Existing creosote pilings used as mooring points on the aetators have severely deteriorated from exposure to the elements.

PROJECT PRIORITY:

A

START DATE:

2024

EST TIME TO COMPLETE: 2 Years

OPERATING BUDGET EFFECT:

NONE

X

N/A

SEE DETAIL

SHEET A 2023-2024/2027-2028 CAPITAL IMPROVEMENTS PROGRAM

PROJECT TITLE: Treatment Plant Roadway Lighting	PROJECT CATEGORY: Wastewater
PROJECT NUMBER: 812202	COUNCIL DISTRICT # N/A
DIVISION: Utilities	DEPARTMENT: Wastewater

PROJECT BUDGET

REVENUE BREAKDOWN

REVENUE SOURCES					UTILITY FUND	TOTAL
PRIOR BDGTS					176,250	176,250
PRIOR EXP					19,038	19,038
BUDGET C/O					157,212	157,212
2023-2024					290,000	290,000
2024-2025						
2025-2026						
2026-2027						
2027-2028						
BEYOND 2028						0
TOTAL COST					466,250	466,250

EXPENDITURE BREAKDOWN

EXPENDITURE BREAKDOWN	ENGINEERING	TESTING	LAND ACQUISITION	CONSTRUCTION	OTHER	TOTAL
PRIOR BDGTS					176,250	176,250
2023-2024					290,000	290,000
2024-2025						
2025-2026						
2026-2027						
2027-2028						
BEYOND 2028						0
TOTAL COST					466,250	466,250

PROJECT SPECIFICATIONS

PROJECT DESCRIPTION: Replacement of roadway access lighting at the Wastewater Treatment Plant.	
PROJECT JUSTIFICATION: Existing lighting was installed in the 1970's. Replacement will be with modern H/E lighting providing safer access around the Plant.	
PROJECT PRIORITY:	A
START DATE: 2025	EST TIME TO COMPLETE: 1 Year
OPERATING BUDGET EFFECT:	
NONE	X
N/A	SEE DETAIL

SHEET A 2023-2024/2027-2028 CAPITAL IMPROVEMENTS PROGRAM

PROJECT TITLE: SCADA Tower Replacement	PROJECT CATEGORY: Wastewater
PROJECT NUMBER: 812203	COUNCIL DISTRICT # N/A
DIVISION: Utilities	DEPARTMENT: Wastewater

PROJECT BUDGET

REVENUE BREAKDOWN

REVENUE SOURCES					UTILITY FUND	TOTAL
PRIOR BDGTS					126,900	126,900
PRIOR EXP					8,296	8,296
BUDGET C/0					118,604	118,604
2023-2024						
2024-2025						
2025-2026						
2026-2027						
2027-2028						
BEYOND 2028						
TOTAL COST					126,900	126,900

EXPENDITURE BREAKDOWN

EXPENDITURE BREAKDOWN	ENGINEERING	TESTING	LAND ACQUISITION	CONSTRUCTION	OTHER	TOTAL
PRIOR BDGTS					126,900	126,900
2023-2024						
2024-2025						
2025-2026						
2026-2027						
2027-2028						
BEYOND 2028						
TOTAL COST					126,900	126,900

PROJECT SPECIFICATIONS

PROJECT DESCRIPTION:
Replacement of existing SCADA Tower at WWTP.

PROJECT JUSTIFICATION:
Existing structure is unsafe due to inability to tighten the Guy anchors and Guy Wires.

PROJECT PRIORITY: A
START DATE: 2024 **EST TIME TO COMPLETE:** 2 Years
OPERATING BUDGET EFFECT:
 NONE X N/A SEE DETAIL

SHEET A 2023-2024/2027-2028 CAPITAL IMPROVEMENTS PROGRAM

PROJECT TITLE: SCADA System Additions/Upgrades	PROJECT CATEGORY: Wastewater
PROJECT NUMBER: 812401	COUNCIL DISTRICT # N/A
DIVISION: Utilities	DEPARTMENT: Wastewater

PROJECT BUDGET

REVENUE BREAKDOWN

REVENUE SOURCES					UTILITY FUND	TOTAL
PRIOR BDGTS						
PRIOR EXP						
BUDGET C/0						
2023-2024						
2024-2025					250,000	250,000
2025-2026					100,000	100,000
2026-2027					50,000	50,000
2027-2028					50,000	50,000
BEYOND 2028						
TOTAL COST					450,000	450,000

EXPENDITURE BREAKDOWN

EXPENDITURE BREAKDOWN	ENGINEERING	TESTING	LAND ACQUISITION	CONSTRUCTION	OTHER	TOTAL
PRIOR BDGTS						
2023-2024						
2024-2025					250,000	250,000
2025-2026					100,000	100,000
2026-2027					50,000	50,000
2027-2028					50,000	50,000
BEYOND 2028						
TOTAL COST					450,000	450,000

PROJECT SPECIFICATIONS

PROJECT DESCRIPTION: Upgrading of the SCADA System for New Stations or continued monitoring of Sewer System.	
PROJECT JUSTIFICATION: Project is necessary to add SCADA to existing newer Lift Stations that have no existing SCADA & repair existing SCADA system components as required on other Stations and Locations.	
PROJECT PRIORITY:	A
START DATE: N/A	EST TIME TO COMPLETE: N/A
OPERATING BUDGET EFFECT:	
NONE	X SEE DETAIL

SHEET A 2023-2024/2027-2028 CAPITAL IMPROVEMENTS PROGRAM

PROJECT TITLE: Wastewater Admin Refurb/Additions	PROJECT CATEGORY: Wastewater
PROJECT NUMBER: 812402	COUNCIL DISTRICT # N/A
DIVISION: Utilities	DEPARTMENT: Wastewater

PROJECT BUDGET

REVENUE BREAKDOWN

REVENUE SOURCES					UTILITY FUND	TOTAL
PRIOR BDGTS						
PRIOR EXP						
BUDGET C/0						
2023-2024						
2024-2025					50,000	50,000
2025-2026					50,000	50,000
2026-2027					50,000	50,000
2027-2028					50,000	50,000
BEYOND 2028					50,000	50,000
TOTAL COST					250,000	250,000

EXPENDITURE BREAKDOWN

EXPENDITURE BREAKDOWN	ENGINEERING	TESTING	LAND ACQUISITION	CONSTRUCTION	OTHER	TOTAL
PRIOR BDGTS						
2023-2024						
2024-2025					50,000	50,000
2025-2026					50,000	50,000
2026-2027					50,000	50,000
2027-2028					50,000	50,000
BEYOND 2028					50,000	50,000
TOTAL COST					250,000	250,000

PROJECT SPECIFICATIONS

PROJECT DESCRIPTION: Refurbishment to Wastewater Admin Building.
PROJECT JUSTIFICATION: Admin Building was constructed in approximately 1974. T The building is showing definite signs of aging on the interior.
PROJECT PRIORITY: A
START DATE: N/A EST TIME TO COMPLETE: N/A
OPERATING BUDGET EFFECT: <div style="display: flex; justify-content: space-around; width: 100%;"> NONE X N/A SEE DETAIL </div>

SHEET A 2023-2024/2027-2028 CAPITAL IMPROVEMENTS PROGRAM

PROJECT TITLE: WWTP Primary Cell 1 - Sludge Removal	PROJECT CATEGORY: Wastewater
PROJECT NUMBER: N/A	COUNCIL DISTRICT # N/A
DIVISION: Utilities	DEPARTMENT: Wastewater

PROJECT BUDGET

REVENUE BREAKDOWN

REVENUE SOURCES					UTILITY FUND	TOTAL
PRIOR BDGTS						
PRIOR EXP						
BUDGET C/O						
2023-2024						
2024-2025						
2025-2026						
2026-2027						
2027-2028						
BEYOND 2028					6,740,000	6,740,000
TOTAL COST					6,740,000	6,740,000

EXPENDITURE BREAKDOWN

EXPENDITURE BREAKDOWN	ENGINEERING	TESTING	LAND ACQUISITION	CONSTRUCTION	OTHER	TOTAL
PRIOR BDGTS						
2023-2024						
2024-2025						
2025-2026						
2026-2027						
2027-2028						
BEYOND 2028					6,740,000	6,740,000
TOTAL COST					6,740,000	6,740,000

PROJECT SPECIFICATIONS

PROJECT DESCRIPTION:

Removal of waste sludge in existing Primary Cell 1 to depth needed for proper operation of plant and increasing storage capacity during rain events and storms.

PROJECT JUSTIFICATION:

Sludge removal is needed to maintain DEQ compliance.

PROJECT PRIORITY:

A

START DATE: N/A

EST TIME TO COMPLETE: N/A

OPERATING BUDGET EFFECT:

NONE

X

N/A

SEE DETAIL

SHEET A 2023-2024/2027-2028 CAPITAL IMPROVEMENTS PROGRAM

PROJECT TITLE: Windemere Lift Station Gravity Sewer	PROJECT CATEGORY: Wastewater
PROJECT NUMBER: N/A	COUNCIL DISTRICT # N/A
DIVISION: Utilities	DEPARTMENT: Wastewater

PROJECT BUDGET

REVENUE BREAKDOWN

REVENUE SOURCES					UTILITY FUND	TOTAL
PRIOR BDGTS						
PRIOR EXP						
BUDGET C/O						
2023-2024						
2024-2025						
2025-2026						
2026-2027						
2027-2028						
BEYOND 2028					1,592,000	1,592,000
TOTAL COST					1,592,000	1,592,000

EXPENDITURE BREAKDOWN

EXPENDITURE BREAKDOWN	ENGINEERING	TESTING	LAND ACQUISITION	CONSTRUCTION	OTHER	TOTAL
PRIOR BDGTS						
2023-2024						
2024-2025						
2025-2026						
2026-2027						
2027-2028						
BEYOND 2028	238,000	7,000	172,000	1,175,000		1,592,000
TOTAL COST	238,000	7,000	172,000	1,175,000		1,592,000

PROJECT SPECIFICATIONS

PROJECT DESCRIPTION: Construction of a 24" Trunk Gravity Sewer to eliminate the Windmere Lift Station..
PROJECT JUSTIFICATION: This will eliminate the severely hydraulically overloaded Windemere Lift Station. Will also facilitate flows from Charles Park Lift Station in the future planned West Alexandria Treatment Plant, and eliminate non-compliance during heavy rainfall events.
PROJECT PRIORITY: A
START DATE: N/A EST TIME TO COMPLETE: N/A
OPERATING BUDGET EFFECT: NONE X N/A SEE DETAIL

SHEET A 2023-2024/2027-2028 CAPITAL IMPROVEMENTS PROGRAM

PROJECT TITLE: Engine Replacement-Jones St Lift Station	PROJECT CATEGORY: Wastewater
PROJECT NUMBER: N/A	COUNCIL DISTRICT # N/A
DIVISION: Utilities	DEPARTMENT: Wastewater

PROJECT BUDGET

REVENUE BREAKDOWN

REVENUE SOURCES					UTILITY FUND	TOTAL
PRIOR BDGTS						
PRIOR EXP						
BUDGET C/O						
2023-2024						
2024-2025						
2025-2026						
2026-2027						
2027-2028						
BEYOND 2028					2,400,000	2,400,000
TOTAL COST					2,400,000	2,400,000

EXPENDITURE BREAKDOWN

EXPENDITURE BREAKDOWN	ENGINEERING	TESTING	LAND ACQUISITION	CONSTRUCTION	OTHER	TOTAL
PRIOR BDGTS						
2023-2024						
2024-2025						
2025-2026						
2026-2027						
2027-2028						
BEYOND 2028	284,000				2,116,000	2,400,000
TOTAL COST	284,000				2,116,000	2,400,000

PROJECT SPECIFICATIONS

PROJECT DESCRIPTION: Replacement of (2) 600 HP Waukesha High Water / Stand By Engines
PROJECT JUSTIFICATION: Existing engines were installed in the early 1970's and are becoming unreliable.
PROJECT PRIORITY: A
START DATE: N/A EST TIME TO COMPLETE: N/A
OPERATING BUDGET EFFECT: NONE X N/A SEE DETAIL

SHEET A 2023-2024/2027-2028 CAPITAL IMPROVEMENTS PROGRAM

PROJECT TITLE: Martin Park Flood Control Stand By Power		PROJECT CATEGORY: Wastewater	
PROJECT NUMBER: N/A		COUNCIL DISTRICT # N/A	
DIVISION: Utilities		DEPARTMENT: Wastewater	

PROJECT BUDGET

REVENUE BREAKDOWN

REVENUE SOURCES					UTILITY FUND	TOTAL
PRIOR BDGTS						
PRIOR EXP						
BUDGET C/O						
2023-2024						
2024-2025						
2025-2026						
2026-2027						
2027-2028						
BEYOND 2028					156,000	156,000
TOTAL COST					156,000	156,000

EXPENDITURE BREAKDOWN

EXPENDITURE BREAKDOWN	ENGINEERING	TESTING	LAND ACQUISITION	CONSTRUCTION	OTHER	TOTAL
PRIOR BDGTS						
2023-2024						
2024-2025						
2025-2026						
2026-2027						
2027-2028						
BEYOND 2028	19,000	2,000		135,000		156,000
TOTAL COST	19,000	2,000		135,000		156,000

PROJECT SPECIFICATIONS

PROJECT DESCRIPTION:

Installation of backup generator capable of 72 hours of continuous operation without refueling. Generator would have the capacity to run all 3 existing electric storm water pumps.

PROJECT JUSTIFICATION:

Stand by power generation is needed in the event of power loss during inclement weather conditions.

PROJECT PRIORITY:

A

START DATE:

N/A

EST TIME TO COMPLETE:

N/A

OPERATING BUDGET EFFECT:

NONE

X

N/A

SEE DETAIL

SHEET A 2023-2024/2027-2028 CAPITAL IMPROVEMENTS PROGRAM

PROJECT TITLE: Highway 28 W Sewer Improvements	PROJECT CATEGORY: Wastewater
PROJECT NUMBER: N/A	COUNCIL DISTRICT # N/A
DIVISION: Utilities	DEPARTMENT: Wastewater

PROJECT BUDGET

REVENUE BREAKDOWN

REVENUE SOURCES					UTILITY FUND	TOTAL
PRIOR BDGTS						
PRIOR EXP						
BUDGET C/O						
2023-2024						
2024-2025						
2025-2026						
2026-2027						
2027-2028						
BEYOND 2028					1,570,000	1,570,000
TOTAL COST					1,570,000	1,570,000

EXPENDITURE BREAKDOWN

EXPENDITURE BREAKDOWN	ENGINEERING	TESTING	LAND ACQUISITION	CONSTRUCTION	OTHER	TOTAL
PRIOR BDGTS						
2023-2024						
2024-2025						
2025-2026						
2026-2027						
2027-2028						
BEYOND 2028	122,000	8,000	80,000	1,360,000		1,570,000
TOTAL COST	122,000	8,000	80,000	1,360,000		1,570,000

PROJECT SPECIFICATIONS

PROJECT DESCRIPTION:

Construction of 8', 12", and 15" gravity sewer mains, as Package 8 of the multi-phased Highway 28 West Sewer Project.

PROJECT JUSTIFICATION:

Abandonment of lift stations along Highway 28 West will decrease O & M costs. Stations to be abandon include: Links Lift Station, John Eskew, West Wind and Louisiana Special Education Center.

PROJECT PRIORITY:

A

START DATE:

N/A

EST TIME TO COMPLETE: N/A

OPERATING BUDGET EFFECT:

NONE

X

N/A

SEE DETAIL

SHEET A 2023-2024/2027-2028 CAPITAL IMPROVEMENTS PROGRAM

PROJECT TITLE: Main Lift Stations Renovation	PROJECT CATEGORY: Wastewater
PROJECT NUMBER: N/A	COUNCIL DISTRICT # N/A
DIVISION: Utilities	DEPARTMENT: Wastewater

PROJECT BUDGET

REVENUE BREAKDOWN

REVENUE SOURCES					UTILITY FUND	TOTAL
PRIOR BDGTS						
PRIOR EXP						
BUDGET C/O						
2023-2024						
2024-2025						
2025-2026						
2026-2027						
2027-2028						
BEYOND 2028					4,148,000	4,148,000
TOTAL COST					4,148,000	4,148,000

EXPENDITURE BREAKDOWN

EXPENDITURE BREAKDOWN	ENGINEERING	TESTING	LAND ACQUISITION	CONSTRUCTION	OTHER	TOTAL
PRIOR BDGTS						
2023-2024						
2024-2025						
2025-2026						
2026-2027						
2027-2028						
BEYOND 2028	518,000	15,000		3,615,000		4,148,000
TOTAL COST	518,000	15,000		3,615,000		4,148,000

PROJECT SPECIFICATIONS

PROJECT DESCRIPTION: Major renovations to Masonic Drive, Casson Street, and Upper Third Lift Stations. These are 3 of the 5 major lift stations that move wastewater through the Collection System to the Treatment Plant.			
PROJECT JUSTIFICATION: These stations were constructed in the 1970's and have exceeded their useful design life. Renovations and capacity upgrades are needed to accommodate current and future flows.			
PROJECT PRIORITY:			A
START DATE:	N/A	EST TIME TO COMPLETE:	N/A
OPERATING BUDGET EFFECT:	NONE	X	N/A
			SEE DETAIL

SHEET A 2023-2024/2027-2028 CAPITAL IMPROVEMENTS PROGRAM

PROJECT TITLE: W Sandy Bayou Flood Control Stand By	PROJECT CATEGORY: Wastewater
PROJECT NUMBER: N/A	COUNCIL DISTRICT # N/A
DIVISION: Utilities	DEPARTMENT: Wastewater

PROJECT BUDGET

REVENUE BREAKDOWN

REVENUE SOURCES					UTILITY FUND	TOTAL
PRIOR BDGTS						
PRIOR EXP						
BUDGET C/O						
2023-2024						
2024-2025						
2025-2026						
2026-2027						
2027-2028						
BEYOND 2028					546,000	546,000
TOTAL COST					546,000	546,000

EXPENDITURE BREAKDOWN

EXPENDITURE BREAKDOWN	ENGINEERING	TESTING	LAND ACQUISITION	CONSTRUCTION	OTHER	TOTAL
PRIOR BDGTS						
2023-2024						
2024-2025						
2025-2026						
2026-2027						
2027-2028						
BEYOND 2028	68,000	7,000		471,000		546,000
TOTAL COST	68,000	7,000		471,000		546,000

PROJECT SPECIFICATIONS

PROJECT DESCRIPTION: Installations of 5 backup generators capable of 72 hours continuous operation without refueling.
PROJECT JUSTIFICATION: Stand by power is needed in the event of power loss during inclement weather conditions. This will prevent widespread flooding of the service area during an unexpected power outage.
PROJECT PRIORITY: A
START DATE: N/A EST TIME TO COMPLETE: N/A
OPERATING BUDGET EFFECT: NONE X N/A SEE DETAIL

SHEET A 2023-2024/2027-2028 CAPITAL IMPROVEMENTS PROGRAM

PROJECT TITLE: Downtown Sewer Line Rehab	PROJECT CATEGORY: Wastewater
PROJECT NUMBER: N/A	COUNCIL DISTRICT # N/A
DIVISION: Utilities	DEPARTMENT: Wastewater

PROJECT BUDGET

REVENUE BREAKDOWN

REVENUE SOURCES					UTILITY FUND	TOTAL
PRIOR BDGTS						
PRIOR EXP						
BUDGET C/O						
2023-2024						
2024-2025						
2025-2026						
2026-2027						
2027-2028						
BEYOND 2028					6,000,000	6,000,000
TOTAL COST					6,000,000	6,000,000

EXPENDITURE BREAKDOWN

EXPENDITURE BREAKDOWN	ENGINEERING	TESTING	LAND ACQUISITION	CONSTRUCTION	OTHER	TOTAL
PRIOR BDGTS						
2023-2024						
2024-2025						
2025-2026						
2026-2027						
2027-2028						
BEYOND 2028					6,000,000	6,000,000
TOTAL COST					6,000,000	6,000,000

PROJECT SPECIFICATIONS

PROJECT DESCRIPTION: Rehabilitation and replacement of existing downtown sewer mains.			
PROJECT JUSTIFICATION: Existing lines were constructed in the late 1800's and early 1900's. Along with being aged, some mains are undersized for the current capacity they carry.			
PROJECT PRIORITY:			A
START DATE:	N/A	EST TIME TO COMPLETE:	N/A
OPERATING BUDGET EFFECT:	NONE	X	N/A
			SEE DETAIL

SHEET A 2023-2024/2027-2028 CAPITAL IMPROVEMENTS PROGRAM

PROJECT TITLE: West Alexandria Treatment Plant	PROJECT CATEGORY: Wastewater
PROJECT NUMBER: N/A	COUNCIL DISTRICT # N/A
DIVISION: Utilities	DEPARTMENT: Wastewater

PROJECT BUDGET

REVENUE BREAKDOWN

REVENUE SOURCES					UTILITY FUND	TOTAL
PRIOR BDGTS						
PRIOR EXP						
BUDGET C/O						
2023-2024						
2024-2025						
2025-2026						
2026-2027						
2027-2028						
BEYOND 2028					57,910,000	57,910,000
TOTAL COST					57,910,000	57,910,000

EXPENDITURE BREAKDOWN

EXPENDITURE BREAKDOWN	ENGINEERING	TESTING	LAND ACQUISITION	CONSTRUCTION	OTHER	TOTAL
PRIOR BDGTS						
2023-2024						
2024-2025						
2025-2026						
2026-2027						
2027-2028						
BEYOND 2028					57,910,000	57,910,000
TOTAL COST					57,910,000	57,910,000

PROJECT SPECIFICATIONS

PROJECT DESCRIPTION: Construction of a new Wastewater Treatment Plant to serve west Alexandria.	
PROJECT JUSTIFICATION: A new plant is needed due to the growth of the City in a westward direction.	
PROJECT PRIORITY: START DATE: N/A	A EST TIME TO COMPLETE: N/A
OPERATING BUDGET EFFECT:	
NONE	X
N/A	SEE DETAIL

SHEET A 2023-2024/2027-2028 CAPITAL IMPROVEMENTS PROGRAM

PROJECT TITLE: Treatment Plant Drainage	PROJECT CATEGORY: Wastewater
PROJECT NUMBER: N/A	COUNCIL DISTRICT # N/A
DIVISION: Utilities	DEPARTMENT: Wastewater

PROJECT BUDGET

REVENUE BREAKDOWN

REVENUE SOURCES					UTILITY FUND	TOTAL
PRIOR BDGTS						
PRIOR EXP						
BUDGET C/O						
2023-2024						
2024-2025						
2025-2026						
2026-2027						
2027-2028						
BEYOND 2028					465,000	465,000
TOTAL COST					465,000	465,000

EXPENDITURE BREAKDOWN

EXPENDITURE BREAKDOWN	ENGINEERING	TESTING	LAND ACQUISITION	CONSTRUCTION	OTHER	TOTAL
PRIOR BDGTS						
2023-2024						
2024-2025						
2025-2026						
2026-2027						
2027-2028						
BEYOND 2028	65,000			400,000		465,000
TOTAL COST	65,000			400,000		465,000

PROJECT SPECIFICATIONS

PROJECT DESCRIPTION:
Replacement of 54" existing drain under Kansas City Southern Railroad at the Treatment Plant.

PROJECT JUSTIFICATION:
Existing drainage under railroad is inadequate. With proposed storm water regulation at the Wastewater Treatment Plant, this project is needed to move stormwater through the Plant.

PROJECT PRIORITY: A

START DATE: N/A **EST TIME TO COMPLETE:** N/A

OPERATING BUDGET EFFECT:
 NONE X N/A SEE DETAIL

SHEET A 2023-2024/2027-2028 CAPITAL IMPROVEMENTS PROGRAM

PROJECT TITLE: Calvert Street Lift Station & Gravity Sewer	PROJECT CATEGORY: Wastewater
PROJECT NUMBER: N/A	COUNCIL DISTRICT # N/A
DIVISION: Utilities	DEPARTMENT: Wastewater

PROJECT BUDGET

REVENUE BREAKDOWN

REVENUE SOURCES					UTILITY FUND	TOTAL
PRIOR BDGTS						
PRIOR EXP						
BUDGET C/O						
2023-2024						
2024-2025						
2025-2026						
2026-2027						
2027-2028						
BEYOND 2028					6,600,000	6,600,000
TOTAL COST					6,600,000	6,600,000

EXPENDITURE BREAKDOWN

EXPENDITURE BREAKDOWN	ENGINEERING	TESTING	LAND ACQUISITION	CONSTRUCTION	OTHER	TOTAL
PRIOR BDGTS						
2023-2024						
2024-2025						
2025-2026						
2026-2027						
2027-2028						
BEYOND 2028	680,000	9,500		5,910,500		6,600,000
TOTAL COST	680,000	9,500		5,910,500		6,600,000

PROJECT SPECIFICATIONS

PROJECT DESCRIPTION:

Construction of a new lift station at Calvert Street and a 15" Gravity Sewer Main along Coliseum Boulevard to Heyman Lane.

PROJECT JUSTIFICATION:

This is a phase of the West Alexandria Wastewater Treatment Plant. It will eliminate 5 existing lift stations along Coliseum Boulevard and provide gravity sewer service to Calvert Street.

PROJECT PRIORITY:

START DATE: N/A **EST TIME TO COMPLETE:** N/A

OPERATING BUDGET EFFECT:

NONE
 X
 N/A
 SEE DETAIL

SHEET A 2023-2024/2027-2028 CAPITAL IMPROVEMENTS PROGRAM

PROJECT TITLE: Wastewater Equipment Storage Cover	PROJECT CATEGORY: Wastewater
PROJECT NUMBER: N/A	COUNCIL DISTRICT # N/A
DIVISION: Utilities	DEPARTMENT: Wastewater

PROJECT BUDGET

REVENUE BREAKDOWN

REVENUE SOURCES					UTILITY FUND	TOTAL
PRIOR BDGTS						
PRIOR EXP						
BUDGET C/O						
2022-2023						
2023-2024						
2024-2025						
2025-2026						
2026-2027						
BEYOND 2027					195,000	195,000
TOTAL COST					195,000	195,000

EXPENDITURE BREAKDOWN

EXPENDITURE BREAKDOWN	ENGINEERING	TESTING	LAND ACQUISITION	CONSTRUCTION	OTHER	TOTAL
PRIOR BDGTS						
2022-2023						
2023-2024						
2024-2025						
2025-2026						
2026-2027						
BEYOND 2027				195,000		195,000
TOTAL COST				195,000		195,000

PROJECT SPECIFICATIONS

PROJECT DESCRIPTION: Construction of new Equipment Cover at the WWTP for sheltering Construction Equipment.
PROJECT JUSTIFICATION: Protect equipment from the elements.
PROJECT PRIORITY: A
START DATE: N/A EST TIME TO COMPLETE: N/A
OPERATING BUDGET EFFECT: <div style="display: flex; justify-content: space-around; width: 100%;"> NONE X N/A SEE DETAIL </div>

2023-2024 CAPITAL IMPROVEMENT BUDGET

*****This Page Intentionally Left Blank*****

TABLE OF CONTENTS

OTHER

			PAGE
860701	Telephone Network Upgrade	234
860702	GIS System/GPS Equipment	235
861802	Council Chambers Broadcast Upgrade	236
862201	Customer Service HVAC System	237

2023-2024

**COMBINED CAPITAL PROJECTS
SOURCES OF FUNDING SUMMARY**

OTHER

PROJECT IDENTIFICATION	SALES TAXES	AD VAL TAX- 14	AD VAL TAX- 18	FEDERAL FUNDS	STATE FUNDS	UTILITY FUND	OTHER	TOTALS
GIS System/GPS Equipment						100,000		0 100,000 0
Total Other	0	0	0	0	0	100,000	0	100,000
Total Utility Capital	0	0	0	4,000,000	1,250,000	7,065,000	0	12,315,000

2023-2024

ENTERPRISE CAPITAL PROJECTS
FIVE YEAR CAPITAL PLAN

OTHER

PROJ #	PROJECT IDENTIFICATION	BUDGET C/O	FISCAL YEAR					TOTAL 5 YEAR	BEYOND 2028	TOTAL COST
			23-24	24-25	25-26	26-27	27-28			
860701	Telephone Network Upgrade	200,472						0		0
860702	GIS System/GPS Equipment	295,240	100,000	100,000	100,000	100,000	100,000	500,000		500,000
861802	Council Chambers Broadcast Upgrade	8,655						0		0
862201	Customer Service HVAC System	1,000,000						0		0
Total Other		1,504,367	100,000	100,000	100,000	100,000	100,000	500,000	0	500,000
TOTAL UTILITY CAPITAL		28,251,273	12,315,000	10,814,000	8,200,000	5,486,500	4,736,500	41,552,000	121,518,500	191,321,773

* Project Number to be Assigned
 @ New or Revised Projects
 Projects to be closed

SHEET A 2023-2024/2027-2028 CAPITAL IMPROVEMENTS PROGRAM

PROJECT TITLE: Telephone Network Upgrade	PROJECT CATEGORY: Other
PROJECT NUMBER: 860701	COUNCIL DISTRICT # N/A
DIVISION: Finance	DEPARTMENT: Various

PROJECT BUDGET

REVENUE BREAKDOWN

REVENUE SOURCES					UTILITY FUND	TOTAL
PRIOR BDGTS					3,552,410	3,552,410
PRIOR EXP					3,423,597	3,423,597
BUDGET C/O					128,813	128,813
2023-2024						
2024-2025						
2025-2026						
2026-2027						
2027-2028						
BEYOND 2028						
TOTAL COST					3,552,410	3,552,410

EXPENDITURE BREAKDOWN

EXPENDITURE BREAKDOWN	ENGINEERING	TESTING	LAND ACQUISITION	CONSTRUCTION	OTHER	TOTAL
PRIOR BDGTS					3,552,410	3,552,410
2023-2024						
2024-2025						
2025-2026						
2026-2027						
2027-2028						
BEYOND 2028						
TOTAL COST					3,552,410	3,552,410

PROJECT SPECIFICATIONS

PROJECT DESCRIPTION:
Upgrade existing telephone network to be self reliant. Will allow phone communications between all city facilities to continue without interruption in service from Bell South is lost.

PROJECT JUSTIFICATION:
Eliminate dependence on Bell South and problems with old phone lines that Bell South refuses to replace. Creates redundancy where a single point of failure will not effect telephone network. All sites will be capable of running on their own without being connected to City Hall. No limitations on voice calls between facilities. All facilities would have features that the central switch has. All future upgrades can be done at once instead of at each different facility. Upgrades can be done without shutting down the telephone network.

PROJECT PRIORITY: A

START DATE: Ongoing **EST TIME TO COMPLETE:** As Needed

OPERATING BUDGET EFFECT:
 NONE X N/A SEE DETAIL

SHEET A 2023-2024/2027-2028 CAPITAL IMPROVEMENTS PROGRAM

PROJECT TITLE: GIS System/GPS Equipment	PROJECT CATEGORY: Other
PROJECT NUMBER: 860702	COUNCIL DISTRICT # N/A
DIVISION: Utilities	DEPARTMENT: Various

PROJECT BUDGET

REVENUE BREAKDOWN

REVENUE SOURCES					UTILITY FUND	TOTAL
PRIOR BDGTS					1,884,686	1,884,686
PRIOR EXP					1,589,446	1,589,446
BUDGET C/O					295,240	295,240
2023-2024					100,000	100,000
2024-2025					100,000	100,000
2025-2026					100,000	100,000
2026-2027					100,000	100,000
2027-2028					100,000	100,000
BEYOND 2028						
TOTAL COST					2,384,686	2,384,686

EXPENDITURE BREAKDOWN

EXPENDITURE BREAKDOWN	ENGINEERING	TESTING	LAND ACQUISITION	CONSTRUCTION	OTHER	TOTAL
PRIOR BDGTS					1,884,686	1,884,686
2023-2024					100,000	100,000
2024-2025					100,000	100,000
2025-2026					100,000	100,000
2026-2027					100,000	100,000
2027-2028					100,000	100,000
BEYOND 2028						
TOTAL COST					2,384,686	2,384,686

PROJECT SPECIFICATIONS

PROJECT DESCRIPTION: Create a GIS system for city wide usage.	
PROJECT JUSTIFICATION: City is currently without GIS service. This project will enhance operations in Electric, Water, Gas, Wastewater, Engineering, Finance, Streets, Traffic, Building Inspection, Police and Fire by identifying each 911 address, existing utilities, streets, and drainage structures.	
PROJECT PRIORITY:	A
START DATE: Ongoing	EST TIME TO COMPLETE: As Needed
OPERATING BUDGET EFFECT:	
NONE	X
N/A	SEE DETAIL

SHEET A 2023-2024/2027-2028 CAPITAL IMPROVEMENTS PROGRAM

PROJECT TITLE: Council Chambers Broadcast Upgrade	PROJECT CATEGORY: Other
PROJECT NUMBER: 861802	COUNCIL DISTRICT # N/A
DIVISION: Finance	DEPARTMENT: Various

PROJECT BUDGET

REVENUE BREAKDOWN

REVENUE SOURCES					UTILITY FUND	TOTAL
PRIOR BDGTS					125,000	125,000
PRIOR EXP					116,345	116,345
BUDGET C/O					8,655	8,655
2023-2024						
2024-2025						
2025-2026						
2026-2027						
2027-2028						
BEYOND 2028						
TOTAL COST					125,000	125,000

EXPENDITURE BREAKDOWN

EXPENDITURE BREAKDOWN	ENGINEERING	TESTING	LAND ACQUISITION	CONSTRUCTION	OTHER	TOTAL
PRIOR BDGTS					125,000	125,000
2023-2024						
2024-2025						
2025-2026						
2026-2027						
2027-2028						
BEYOND 2028						
TOTAL COST					125,000	125,000

PROJECT SPECIFICATIONS

PROJECT DESCRIPTION: Replace City Council Chambers video broadcasting system.	
PROJECT JUSTIFICATION: Existing system is due for replacement. Video servers and disk storage have required maintenance or replacement multiple times recently. Cameras are over 15 years old and nearing end of useful life.	
PROJECT PRIORITY:	A
START DATE: 2022	EST TIME TO COMPLETE: 1 Year
OPERATING BUDGET EFFECT:	
NONE	X N/A
	SEE DETAIL

SHEET A 2023-2024/2027-2028 CAPITAL IMPROVEMENTS PROGRAM

PROJECT TITLE: Customer Service HVAC System	PROJECT CATEGORY: Other
PROJECT NUMBER: 862201	COUNCIL DISTRICT # N/A
DIVISION: Utilities	DEPARTMENT: Various

PROJECT BUDGET

REVENUE BREAKDOWN

REVENUE SOURCES					Federal ARPA	TOTAL
PRIOR BDGTS					1,000,000	1,000,000
PRIOR EXP						
BUDGET C/O					1,000,000	1,000,000
2023-2024						
2024-2025						
2025-2026						
2026-2027						
2027-2028						
BEYOND 2028						
TOTAL COST					1,000,000	1,000,000

EXPENDITURE BREAKDOWN

EXPENDITURE BREAKDOWN	ENGINEERING	TESTING	LAND ACQUISITION	CONSTRUCTION	OTHER	TOTAL
PRIOR BDGTS					1,000,000	1,000,000
2023-2024						
2024-2025						
2025-2026						
2026-2027						
2027-2028						
BEYOND 2028						0
TOTAL COST	0			0	1,000,000	1,000,000

PROJECT SPECIFICATIONS

PROJECT DESCRIPTION: Replace existing heating and air conditioning system in the Customer Service Building.	
PROJECT JUSTIFICATION: Existing system is outdated and in need of extensive upgrading.	
PROJECT PRIORITY:	A
START DATE: 2024	EST TIME TO COMPLETE: 2 years
OPERATING BUDGET EFFECT:	SEE DETAIL
NONE	X
N/A	

2023-2024 CAPITAL IMPROVEMENT BUDGET

*****This Page Intentionally Left Blank*****

2023-2024/2027-2028 CAPITAL IMPROVEMENTS BUDGET

TABLE OF CONTENTS

MUNICIPAL TRANSIT

			PAGE
709709	ADA Vans	242
709711	Misc Shop Equipment	243
709712	Buses	244

2023-2024

**COMBINED CAPITAL PROJECTS
SOURCES OF FUNDING SUMMARY**

MUNICIPAL TRANSIT SYSTEM

PROJECT IDENTIFICATION	SALES TAXES	AD VAL TAX- 14	AD VAL TAX- 18	FEDERAL FUNDS	STATE FUNDS	UTILITY FUND	OTHER	TOTALS
								0
								0
Total Transit Capital	0	0	0	0	0	0	0	0

**ENTERPRISE CAPITAL PROJECTS
FIVE YEAR CAPITAL PLAN**

MUNICIPAL TRANSIT

PROJ #	PROJECT IDENTIFICATION	BUDGET C/O	FISCAL YEAR					TOTAL 5 YEAR	BEYOND 2028	TOTAL COST
			23-24	24-25	25-26	26-27	27-28			
709709	ADA Vans	294,960						0		0
709711	Misc Shop Equipment	190,307						0		0
709712	Buses	144,299						0		0
TOTAL TRANSIT			629,566	0	0	0	0	0	0	0

* Project Number to be Assigned
 @ New or Revised Projects
 Projects to be closed

SHEET A 2023-2024/2027-2028 CAPITAL IMPROVEMENTS PROGRAM

PROJECT TITLE: ADA Vans	PROJECT CATEGORY: Municipal Transit
PROJECT NUMBER: 709709	COUNCIL DISTRICT # N/A
DIVISION: Public Works	DEPARTMENT: Municipal Trar

PROJECT BUDGET

REVENUE BREAKDOWN

REVENUE SOURCES				SALES TAX	FEDERAL FUNDS	TOTAL
PRIOR BDGTS				136,302	674,058	810,360
PRIOR EXP				77,310	438,090	515,400
BUDGET C/O				58,992	235,968	294,960
2023-2024						
2024-2025						
2025-2026						
2026-2027						
2027-2028						
BEYOND 2028						
TOTAL COST				136,302	674,058	810,360

EXPENDITURE BREAKDOWN

EXPENDITURE BREAKDOWN	ENGINEERING	TESTING	LAND ACQUISITION	CONSTRUCTION	OTHER	TOTAL
PRIOR BDGTS					810,360	810,360
2023-2024						
2024-2025						
2025-2026						
2026-2027						
2027-2028						
BEYOND 2028						
TOTAL COST					810,360	810,360

PROJECT SPECIFICATIONS

PROJECT DESCRIPTION:	
<p>The ADA (American's With Disabilities Act) of 1990 requires the City of Alexandria to provide the same level of service to those with disabilities as it provides to other citizens. If the City remains in this business then we must purchase vans to meet the growing demand of the disabled population. If the City contracts the service out to a private provider then we require only the purchase on one van in FY 96 for the elderly half-fare program. This van will replace the van that is seven years old and eligible for surplus under Federal guidelines.</p>	
PROJECT JUSTIFICATION:	
Compliance with ADA as mandated by Federal law.	
PROJECT PRIORITY: A	
START DATE: N/A	EST TIME TO COMPLETE: N/A
OPERATING BUDGET EFFECT:	
NONE	N/A
SEE DETAIL	

SHEET A 2023-2024/2027-2028 CAPITAL IMPROVEMENTS PROGRAM

PROJECT TITLE: Misc Shop Equipment	PROJECT CATEGORY: Municipal Transit
PROJECT NUMBER: 709711	COUNCIL DISTRICT # N/A
DIVISION: Public Works	DEPARTMENT: Municipal Trar

PROJECT BUDGET

REVENUE BREAKDOWN

REVENUE SOURCES				SALES TAX	FEDERAL FUNDS	TOTAL
PRIOR BDGTS				41,548	361,286	402,834
PRIOR EXP				26,971	234,531	261,502
BUDGET C/O				14,577	126,755	141,332
2023-2024						
2024-2025						
2025-2026						
2026-2027						
2027-2028						
BEYOND 2028						
TOTAL COST				41,548	361,286	402,834

EXPENDITURE BREAKDOWN

EXPENDITURE BREAKDOWN	ENGINEERING	TESTING	LAND ACQUISITION	CONSTRUCTION	OTHER	TOTAL
PRIOR BDGTS					402,834	402,834
2023-2024						
2024-2025						
2025-2026						
2026-2027						
2027-2028						
BEYOND 2028						
TOTAL COST					402,834	402,834

PROJECT SPECIFICATIONS

PROJECT DESCRIPTION:	
PROJECT JUSTIFICATION:	
PROJECT PRIORITY:	A
START DATE: N/A	EST TIME TO COMPLETE: N/A
OPERATING BUDGET EFFECT:	
NONE	N/A
	SEE DETAIL

SHEET A 2023-2024/2027-2028 CAPITAL IMPROVEMENTS PROGRAM

PROJECT TITLE: Buses	PROJECT CATEGORY: Municipal Transit
PROJECT NUMBER: 709712	COUNCIL DISTRICT # N/A
DIVISION: Public Works	DEPARTMENT: Municipal Trar

PROJECT BUDGET

REVENUE BREAKDOWN

REVENUE SOURCES				SALES TAX	FEDERAL FUNDS	TOTAL
PRIOR BDGTS				1,620,491	5,747,587	7,368,078
PRIOR EXP				1,588,755	5,635,024	7,223,779
BUDGET C/O				31,736	112,563	144,299
2023-2024						
2024-2025						
2025-2026						
2026-2027						
2027-2028						
BEYOND 2028						
TOTAL COST				1,620,491	5,747,587	7,368,078

EXPENDITURE BREAKDOWN

EXPENDITURE BREAKDOWN	ENGINEERING	TESTING	LAND ACQUISITION	CONSTRUCTION	OTHER	TOTAL
PRIOR BDGTS					7,368,078	7,368,078
2023-2024						
2024-2025						
2025-2026						
2026-2027						
2027-2028						
BEYOND 2028						
TOTAL COST					7,368,078	7,368,078

PROJECT SPECIFICATIONS

PROJECT DESCRIPTION:	
PROJECT JUSTIFICATION:	
PROJECT PRIORITY:	A
START DATE: N/A	EST TIME TO COMPLETE: N/A
OPERATING BUDGET EFFECT:	
NONE	N/A
	SEE DETAIL

**GENERAL CAPITAL PROJECTS
FIVE YEAR CAPITAL PLAN**

PUBLIC ENTERPRISE

PROJ #	PROJECT IDENTIFICATION	BUDGET C/O	FISCAL YEAR					TOTAL 5 YEAR	BEYOND 2028	TOTAL COST	
			23-24	24-25	25-26	26-27	27-28				
059401	Reserve for Relocation Projects	479,838	100,000	100,000	100,000	100,000	100,000	500,000		500,000	
050301	City Hall Renovation	5,583,480						0	4,000,000	4,000,000	
860301	Information Upgrades	363,665	500,000					500,000		500,000	
050801	Building Improvements	420,431						0		0	
050802	Roof Replacement	275,116	300,000	100,000	100,000	100,000	100,000	700,000		700,000	
050812	Brownsfields Grant	57,366						0		0	
051103	Red River Imp Venture	1,259,794	1,000,000					1,000,000		1,000,000	
051104	Port of Alexandria Rail Spur Imp	57,224	145,000					145,000		145,000	
051401	Energy Renovations	222,810						0		0	
051502	Riverfront Improvements	293,840	300,000	100,000	100,000	100,000	100,000	700,000		700,000	
051702	Security Improvements	105,595	30,000	30,000	30,000	30,000	30,000	150,000		150,000	
051704	Public Safety Datacenter Renovation	21,297						0		0	
051801	Riverfront Center Waterproofing/Roofir	11,339						0		0	
052201	Transfer Station/Landfill	2,100,000						0		0	
052301	City Compound Eves & Soffit Repair	500,000	300,000	100,000	100,000	100,000	100,000	700,000		700,000	
052302	Adoption Center Animal Shelter	150,000						0		0	
052303	Nehemiah Incubator	535,000	(35,000)					(35,000)		(35,000)	
052401	Elevator Modifications		600,000					600,000		600,000	
052402	Alexandria Healthcare Initiative LSUA		3,000,000					3,000,000		3,000,000	
Total Public Enterprise			12,436,795	6,240,000	430,000	430,000	430,000	430,000	7,960,000	4,000,000	11,960,000

* Project Number to be Assigned
 @ New or Revised Projects
 Projects to be closed

**GENERAL CAPITAL PROJECTS
FIVE YEAR CAPITAL PLAN**

DRAINAGE

PROJ #	PROJECT IDENTIFICATION	BUDGET C/O	FISCAL YEAR					TOTAL 5 YEAR	BEYOND 2028	TOTAL COST
			23-24	24-25	25-26	26-27	27-28			
250211	Acquisition-ROW/Servitudes	255,665						0		0
250421	Residential Ditch Closure	1,153,647	375,000	375,000	375,000	375,000	375,000	1,875,000		1,875,000
250512	Pump Station Repairs	20,374						0		0
251105	Martin Park/Airview Terrace St & Drng	315,784	(315,784)					(315,784)		(315,784)
251301	Citywide Drainage Improvements	815,204						0		0
251802	Hwy 28 West Drainage Canal	1,213,099	(1,213,099)					(1,213,099)		(1,213,099)
252101	Martin Park Outfall Improvements	6,371	(6,371)					(6,371)		(6,371)
252203	Willow Glen Drainage	939,795						0		0
252204	Horseshoe Canal Hardening	2,345,920						0		0
252205	Chatlain Overflow Structure	11,712,321	1,500,000	1,250,000				2,750,000		2,750,000
252301	Fairground/Machine Shop Flood Contr	4,345,785						0		0
Total Drainage			23,123,965	339,746	1,625,000	375,000	375,000	3,089,746	0	3,089,746

* Project Number to be Assigned
 @ New or Revised Projects
 Projects to be closed

2023-2024

GENERAL CAPITAL PROJECTS
FIVE YEAR CAPITAL PLAN

STREETS

PROJ #	PROJECT IDENTIFICATION	BUDGET C/O	FISCAL YEAR					TOTAL 5 YEAR	BEYOND 2028	TOTAL COST
			23-24	24-25	25-26	26-27	27-28			
268823	Street, Drainage, Sidewalk Repairs	752,263	500,000	500,000	500,000	500,000	500,000	2,500,000		2,500,000
269007	Sugarhouse Road - Phase 1	8,936,812						0	3,500,000	3,500,000
269801	Jackson St at Horseshoe Drive	758,116	(37,819)					(37,819)		(37,819)
260507	Aerial Photography	122,134	15,000	15,000	15,000	15,000	15,000	75,000		75,000
260604	North Mall-North to Sterkx	262,992	(262,992)					(262,992)		(262,992)
260608	Land Acquisitions	263,359		50,000				50,000		50,000
261002	Traffic Signals Renovations	169,982	25,000	25,000	25,000	25,000	25,000	125,000		125,000
261203	Masonic Corridor Ph 2	938,893						0		0
261302	Directional Signage & Striping	452,214	100,000	100,000	100,000	100,000	100,000	500,000		500,000
261603	Industrial Park Road Reconstruction	109,343	(10,634)					(10,634)		(10,634)
261801	N. 16th Street Bridge Replacement	103,708						0		0
262001	England Drive Sidewalks	262,500						0		0
262002	Third Street/Rapides Ave Reconstructi	796,779						0		0
262004	Street Surface Assessment	602	25,000					25,000		25,000
262201	Elliott Street Reconstruction	1,843,674	510,000					510,000		510,000
262301	MPO Asphaltic Street Rehab	4,900,000						0		0
262302	Foisy Street Reconstruction	500,000	4,125,000					4,125,000		4,125,000
262303	Alexandria Bike/Pedestrian Plan	319,533						0		0
262304	Bryn Mawr Bridge Replacement	550,000						0		0
*	Heyman Lane Bridge							0	1,320,000	1,320,000
*	Versailles Boulevard Roundabouts							0	960,000	960,000
*	Tulane Bridge Replacement							0	1,850,000	1,850,000
*	6th Street Reconstruction							0	960,000	960,000
*	Olcutt Street Reconstruction							0	425,000	425,000
Total Streets		22,042,904	4,988,555	690,000	640,000	640,000	640,000	7,598,555	9,015,000	16,613,555

* Project Number to be Assigned
 @ New or Revised Projects
 Projects to be closed

2023-2024

**GENERAL CAPITAL PROJECTS
FIVE YEAR CAPITAL PLAN**

POLICE

PROJ #	PROJECT IDENTIFICATION	BUDGET C/O	FISCAL YEAR					TOTAL 5 YEAR	BEYOND 2028	TOTAL COST
			23-24	24-25	25-26	26-27	27-28			
501401	Pistol Range Improvements	595,228						0		0
502101	Public Safety Training Impr	150,000						0		0
502301	SWAT Building Improvements	1,000,000						1,000,000		1,000,000
Total Police		1,745,228	0	0	0	0	0	1,000,000	0	1,000,000

* Project Number to be Assigned
 @ New or Revised Projects
 Projects to be closed

2023-2024

GENERAL CAPITAL PROJECTS
FIVE YEAR CAPITAL PLAN

FIRE

PROJ #	PROJECT IDENTIFICATION	BUDGET C/O	FISCAL YEAR					TOTAL 5 YEAR	BEYOND 2028	TOTAL COST
			23-24	24-25	25-26	26-27	27-28			
602301	Pumper Truck #30	965,000						0		0
Total Fire		965,000	0	0	0	0	0	0	0	0

* Project Number to be Assigned
 @ New or Revised Projects
 Projects to be closed

2023-2024

**GENERAL CAPITAL PROJECTS
FIVE YEAR CAPITAL PLAN**

PARKS AND RECREATION

PROJ #	PROJECT IDENTIFICATION	BUDGET C/O	FISCAL YEAR					TOTAL 5 YEAR	BEYOND 2028	TOTAL COST
			23-24	24-25	25-26	26-27	27-28			
440901	Recreational Park Improvements	695,666						0		0
441801	Civil Rights Monument	498,200						0		0
441802	Links on the Bayou Improvements	361,305	400,000					400,000		400,000
441804	Tennis Court Additions	252,120						0		0
442001	Reconstruct Johnny Downs Complex	1,518,654						0		0
442301	Recreation Office @ Johnny Downs	700,000						0		0
442302	Park Playground Equipment	925,000						0		0
Total Park/Recreation		4,950,945	400,000	0	0	0	0	400,000	0	400,000

* Project Number to be Assigned
 @ New or Revised Projects
 Projects to be closed

**GENERAL CAPITAL PROJECTS
FIVE YEAR CAPITAL PLAN**

ZOOLOGICAL PARK

PROJ #	PROJECT IDENTIFICATION	BUDGET C/O	FISCAL YEAR					TOTAL 5 YEAR	BEYOND 2028	TOTAL COST
			23-24	24-25	25-26	26-27	27-28			
431401	AV System	42,827						0		0
431501	Zoo Improvements	989,606						0		0
431801	Tiger & Primate Habitat	1,169,052	(600,000)					(600,000)		(600,000)
431803	Zoo Master Plan/Feasibility Study	108,615						0		0
Total Zoological Park		2,310,100	(600,000)	0	0	0	0	(600,000)	0	(600,000)
Total General Capital Projects		67,574,937	11,368,301	2,745,000	1,445,000	1,445,000	1,445,000	19,448,301	13,015,000	32,463,301

* Project Number to be Assigned
 @ New or Revised Projects
 Projects to be closed

2023-2024

GENERAL CAPITAL PROJECTS
FIVE YEAR CAPITAL PLAN

COMMUNITY DEVELOPMENT BLOCK GRANT

PROJ #	PROJECT IDENTIFICATION	BUDGET C/O	FISCAL YEAR					TOTAL 5 YEAR	BEYOND 2028	TOTAL COST
			23-24	24-25	25-26	26-27	27-28			
TOTAL CDBG		0	0	0	0	0	0	0	0	

* Project Number to be Assigned
@ New or Revised Projects
Projects to be closed

**ENTERPRISE CAPITAL PROJECTS
FIVE YEAR CAPITAL PLAN**

ELECTRIC

PROJ #	PROJECT IDENTIFICATION	BUDGET C/O	FISCAL YEAR					TOTAL 5 YEAR	BEYOND 2028	TOTAL COST
			23-24	24-25	25-26	26-27	27-28			
729202	Circuit Reconductoring	374,724	97,500	300,000	250,000	250,000	250,000	1,147,500		1,147,500
720003	Replace Distribution Breakers	15,333						0		0
720601	138 KV Pole Change Out	469,200						0		0
720801	Electric Utility Relocation	299,807		250,000	250,000	250,000	250,000	1,000,000		1,000,000
720804	Substation Maintenance	417,668	97,500	275,000	275,000	275,000	275,000	1,197,500		1,197,500
720805	Distibution Feeder Maintenance	313,611	96,000	200,000	200,000	200,000	200,000	896,000		896,000
720903	138 KV Pilot Wire Replacement	732,536	78,000	100,000	100,000	100,000	100,000	478,000		478,000
721302	138 KV Transmission Upgrade	777,520	78,000	300,000				378,000		0
721502	Bayou Cove #1 Comb Inspection	200,000						0		0
721503	Bayou Cove #1 Capital Imp	75,000						0		0
721704	MacArthur Drive Lighting Replacement	340,677	380,000					380,000		380,000
721801	Demolition DG Hunter 1-4	119,104						0		0
721802	Prescott 2400V Conversion	622,531						0		0
721901	Downtown-Willow Glen 138 KV Rebuild	0						0	4,000,000	4,000,000
721902	DG Hunter #5-11 Major Maintenance	3,435,195	625,000	2,250,000				2,875,000		2,875,000
722201	TB3 to TB4 15kV Tieline	112,500		250,000	250,000	250,000	250,000	1,000,000		1,000,000
722202	Roof Improvements/Replacements	85,000						0		0
722203	Step Up Transformer Switch Scheme	239,700						0		0
722302	BYC 1 Hot Gas Path	1,600,000	650,000	650,000				1,300,000		1,300,000
722303	Replace Feeder Cables-Plant, Twin Bri	315,000		200,000	200,000	200,000	200,000	800,000		800,000
722305	Replace Bayou Rapides Switchgear	145,500		200,000	200,000	200,000	200,000	800,000		800,000
722306	Electric SCADA	122,000		100,000	100,000			200,000		200,000
*	DG Hunter Automation	0			750,000			750,000	650,000	1,400,000
*	Power Plant GSU Switch Upgrade	0						0	287,500	287,500
*	Paint Substation Transformers/Switchg	0						0	125,000	125,000
*	Replace Prescott Switchgear #1	0						0	675,000	675,000
*	Replace Prescott Transformer #2	0						0	900,000	900,000
*	Willow Glen Breaker & Switch Rep	0						0	2,000,000	2,000,000
*	Twin Bridges Breaker & Switch Rep	0						0	2,000,000	2,000,000
Total Electric		10,812,606	2,102,000	5,075,000	2,575,000	1,725,000	1,725,000	13,202,000	10,637,500	23,461,500

* Project Number to be Assigned
 @ New or Revised Projects
 Projects to be closed

2023-2024

**ENTERPRISE CAPITAL PROJECTS
FIVE YEAR CAPITAL PLAN**

WATER

PROJ #	PROJECT IDENTIFICATION	BUDGET C/O	FISCAL YEAR					TOTAL 5 YEAR	BEYOND 2028	TOTAL COST
			23-24	24-25	25-26	26-27	27-28			
750004	Waterline Replacement & Rehab	829,918	637,500	750,000	750,000	750,000	750,000	3,637,500		3,637,500
751001	Water Well Reclamation	1,455,642	637,500	500,000	500,000			1,637,500		1,637,500
751202	Drill New Water Wells	434,532	977,500		750,000			1,727,500		1,727,500
751302	McNutt Field Water Feeder Line	0						0	1,300,000	1,300,000
751602	Fire Hydrant Thread Standardization	32,260						0		0
752001	Martha Lane/Paris St Water	310,932						0		0
752101	Adams Station Equipment Storage	7,637						0		0
752201	Water Production Stand By Generation	1,766,026	300,000	150,000	150,000			600,000		600,000
752202	Water Storage Security Cameras	124,485						0		0
752203	Ground Storage Tower & Roof	53,766						0		0
752204	Adams Tank Repair & Paint	1,850,000						0		0
752205	Kisatchie Ground Storage Aeration	1,615,160	1,250,000					1,250,000		0
752206	Kisatchie By Pass Phase I	1,595,000		725,000	625,000			1,350,000		0
752301	LSL Inventory Project	600,000	100,000					100,000		100,000
752401	Hwy 1 South Ground Storage Tank		4,000,000					4,000,000		4,000,000
*	Sterkx Road Materials Storage Cover	0						0	250,000	250,000
*	12" Main Bennett to Tulane	0						0	389,000	389,000
*	Industrial Park Tank Repair & Paint	0						0	900,000	900,000
*	Hamilton Tank Painting	0						0	160,000	160,000
*	24" Main Annadale Road	0						0	790,000	790,000
*	12" Main England Dr to Highway 1	0						0	869,000	869,000
*	Highway 1 South Wellfield Ph 1	0						0	1,195,000	1,195,000
*	Highway 1 South Wellfield Ph 2	0						0	3,526,000	3,526,000
*	Adams Pump Station Line Renovation	0						0	1,935,000	1,935,000
*	2 Way Radio Water	0						0	120,000	120,000
*	Russell/Rogers/Gay Rd Water Rep	0						0	975,000	975,000
Total Water		10,675,358	7,902,500	2,125,000	2,775,000	750,000	750,000	14,302,500	12,409,000	24,111,500

* Project Number to be Assigned
 @ New or Revised Projects
 Projects to be closed

2023-2024

ENTERPRISE CAPITAL PROJECTS
FIVE YEAR CAPITAL PLAN

GAS

PROJ #	PROJECT IDENTIFICATION	BUDGET C/O	FISCAL YEAR					TOTAL 5 YEAR	BEYOND 2028	TOTAL COST
			23-24	24-25	25-26	26-27	27-28			
781401	Gas SCADA Upgrade	166,855	42,500	25,500	25,500	25,500	25,500	144,500		144,500
781801	Lower 3rd/W Sandy Bayou Gas	326,965						0		0
781901	Wells Boulevard Gas Rep	440,979						0		0
782101	MAOP Reverification	138,000	150,000					150,000		150,000
782201	Odorization Station City Gate 1 & 4	94,846	84,000		81,000			165,000		165,000
782202	Olde Town @ Red River Gas Ext	273,152						0		0
782203	Jackson Street Gas Replacement	300,000	212,000	595,000				807,000		807,000
782302	Fairfield West Subdivison Gas	50,000	149,000					149,000		149,000
782303	Bayou Fields Subdivision	166,000						0		0
782304	Traditions on the Bayou Subdivision	65,000	85,000	85,000	85,000	127,500	127,500	510,000		510,000
782401	Regulator/Meter Station Refurb	0	68,000	51,000	51,000	51,000	51,000	272,000	250,000	522,000
782402	Wellington/Charleston 2" Gas Main Ins	0	35,000					35,000		35,000
782403	Gas Regulator Station Implementation	0	85,000	42,500	42,500	42,500	42,500	255,000		255,000
782404	Rue Notre Dame & Rue Maria Gas Ext	0	60,000					60,000		60,000
*	Stracener/South Street Gas	0						0	300,000	300,000
*	Grundy Cooper Gas Replacement	0						0	900,000	900,000
*	Alexandria West Side Gas Feed	0						0	6,500,000	6,500,000
*	Zone 15 Gas Replacement	0						0	300,000	300,000
*	Bayou Rapides Rd Gas Extension	0						0	250,000	250,000
*	Jefferson Heights Gas Relocation	0						0	300,000	300,000
*	Lee Street Ext/Kees Ave Gas	0						0	300,000	300,000
Total Gas		2,021,797	970,500	799,000	285,000	246,500	246,500	2,547,500	9,100,000	11,647,500

* Project Number to be Assigned
 @ New or Revised Projects
 Projects to be closed

**ENTERPRISE CAPITAL PROJECTS
FIVE YEAR CAPITAL PLAN**

WASTEWATER

PROJ #	PROJECT IDENTIFICATION	BUDGET C/O	FISCAL YEAR					TOTAL 5 YEAR	BEYOND 2028	TOTAL COST
			23-24	24-25	25-26	26-27	27-28			
818901	Sewer Line Rehab & Replacement	886,457	750,000	750,000	750,000	1,000,000	750,000	4,000,000		4,000,000
811501	Lift Station Upgrades	523,691	200,000	400,000	400,000	400,000	400,000	1,800,000		1,800,000
811701	Wastewater Main Rep - Legacy System	0		650,000	650,000	650,000	650,000	2,600,000	1,000,000	3,600,000
812001	Dechlorination Facility Improvements	10,542		15,000	15,000	15,000	15,000	60,000		60,000
812101	Marye Street Sewer	747,595		600,000	500,000	500,000		1,600,000		1,600,000
812201	Aerator Mooring @ Plant	793,044						0		0
812202	Treatment Plant Roadway Lighting	157,212	290,000					290,000		290,000
812203	SCADA Tower Replacement	118,604						0		0
812401	SCADA System Additions/Upgrades	0		250,000	100,000	50,000	50,000	450,000		450,000
812402	Wastewater Admin Refurb/Additions	0		50,000	50,000	50,000	50,000	200,000	50,000	250,000
*	WWTP Primary Cell 1 - Sludge Remov	0						0	6,740,000	6,740,000
*	Windemere Lift Station Gravity Sewer	0							1,592,000	1,592,000
*	Engine Replacement-Jones St Lift Stati	0							2,400,000	2,400,000
*	Martin Park Flood Control Stand By	0							156,000	156,000
*	Highway 28 W Sewer Improvements	0						0	1,570,000	1,570,000
*	Main Lift Stations Renovation	0						0	4,148,000	4,148,000
*	W Sandy Bayou Flood Control Stand B	0						0	546,000	546,000
*	Downtown Sewer Line Rehab	0						0	6,000,000	6,000,000
*	West Alexandria Treatment Plant	0						0	57,910,000	57,910,000
*	Treatment Plant Drainage	0						0	465,000	465,000
*	Calvert Street Lift Station	0						0	6,600,000	6,600,000
*	Wastewater Equipment Storage Cover	0							195,000	195,000
Total Wastewater		3,237,145	1,240,000	2,715,000	2,465,000	2,665,000	1,915,000	11,000,000	89,372,000	100,372,000

* Project Number to be Assigned
 @ New or Revised Projects
 Projects to be closed

2023-2024

**ENTERPRISE CAPITAL PROJECTS
FIVE YEAR CAPITAL PLAN**

OTHER

PROJ #	PROJECT IDENTIFICATION	BUDGET C/O	FISCAL YEAR					TOTAL 5 YEAR	BEYOND 2028	TOTAL COST
			23-24	24-25	25-26	26-27	27-28			
860701	Telephone Network Upgrade	200,472						0		0
860702	GIS System/GPS Equipment	295,240	100,000	100,000	100,000	100,000	100,000	500,000		500,000
861802	Council Chambers Broadcast Upgrade	8,655						0		0
862201	Customer Service HVAC System	1,000,000						0		0
	Total Other	1,504,367	100,000	100,000	100,000	100,000	100,000	500,000	0	500,000
	TOTAL UTILITY CAPITAL	28,251,273	12,315,000	10,814,000	8,200,000	5,486,500	4,736,500	41,552,000	121,518,500	191,321,773

* Project Number to be Assigned
 @ New or Revised Projects
 Projects to be closed

**ENTERPRISE CAPITAL PROJECTS
FIVE YEAR CAPITAL PLAN**

MUNICIPAL TRANSIT

PROJ #	PROJECT IDENTIFICATION	BUDGET C/O	FISCAL YEAR					TOTAL 5 YEAR	BEYOND 2028	TOTAL COST
			23-24	24-25	25-26	26-27	27-28			
709709	ADA Vans	294,960						0		0
709711	Misc Shop Equipment	190,307						0		0
709712	Buses	144,299						0		0
TOTAL TRANSIT			629,566	0	0	0	0	0	0	0

* Project Number to be Assigned
 @ New or Revised Projects
 Projects to be closed